UPPER ARLINGTON SCHOOLS

BUILDING TEAM MEETING #2

NOVEMBER 10-12, 2015

YOUR VOICE MATTERS

MOODY NOLAN | PERKINS+WILL | HILLIARD JEANE | KORDA | EMH&T | MKSK | TURNER



Agenda

Welcome	*Principal*
Key Takeaways from Building Team Meeting #1	*Principal and Design Team*
Facility Assessment Information Educational Assessment and Impact of Facilities on Learning OFCC Explanation and Assessment Physical Assessment Results	*Design Team and Construction Advisor*
Building Team Conversation	*Building Team Participants*
Financial Context Discussion	*District*
Individual Building Financial Information	*Design Team and Construction Advisor*
Building Team Conversation	*Building Team Participants*
Next Steps and Closing	*Principal and Design Team*

OUR PROGRESS

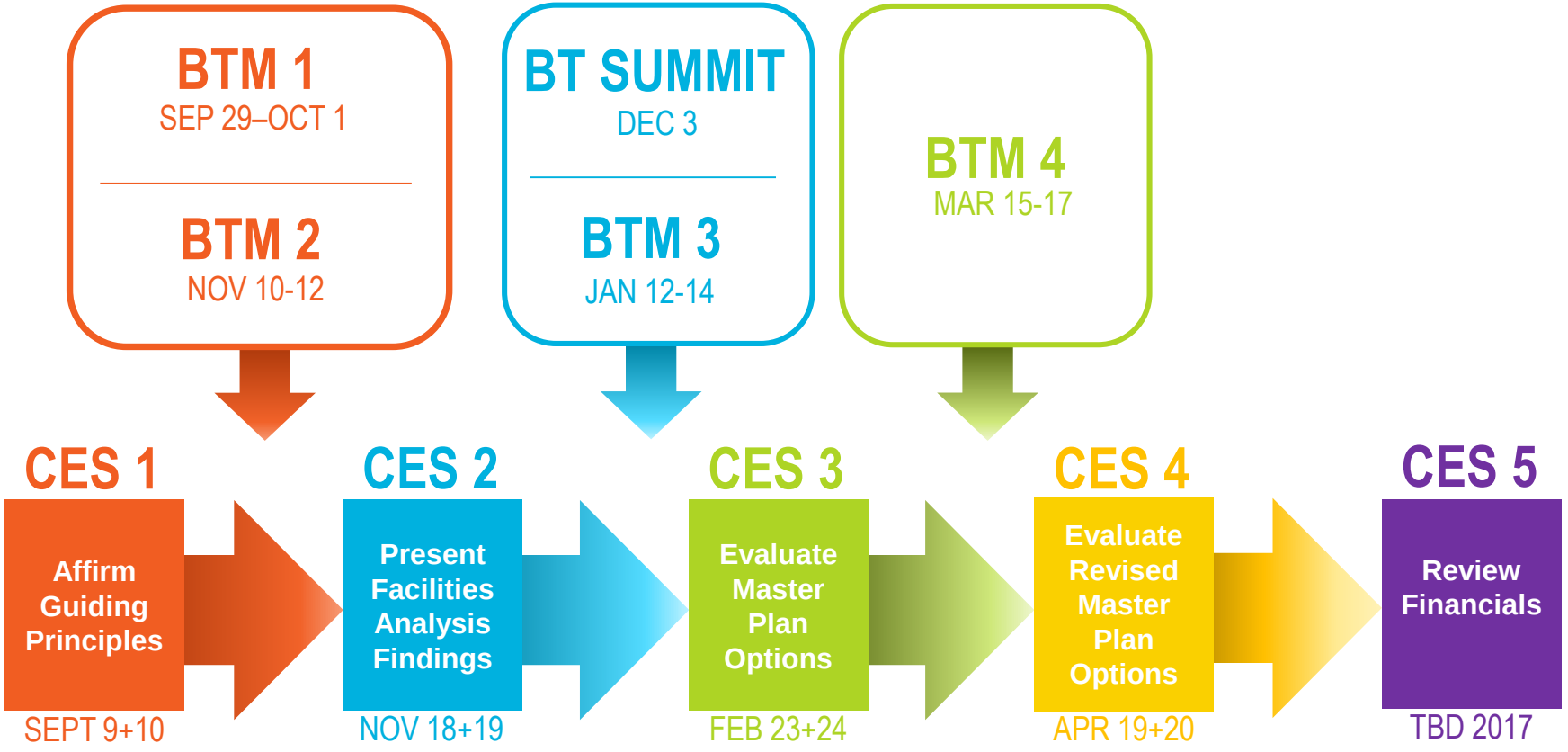

OUR PROGRESS

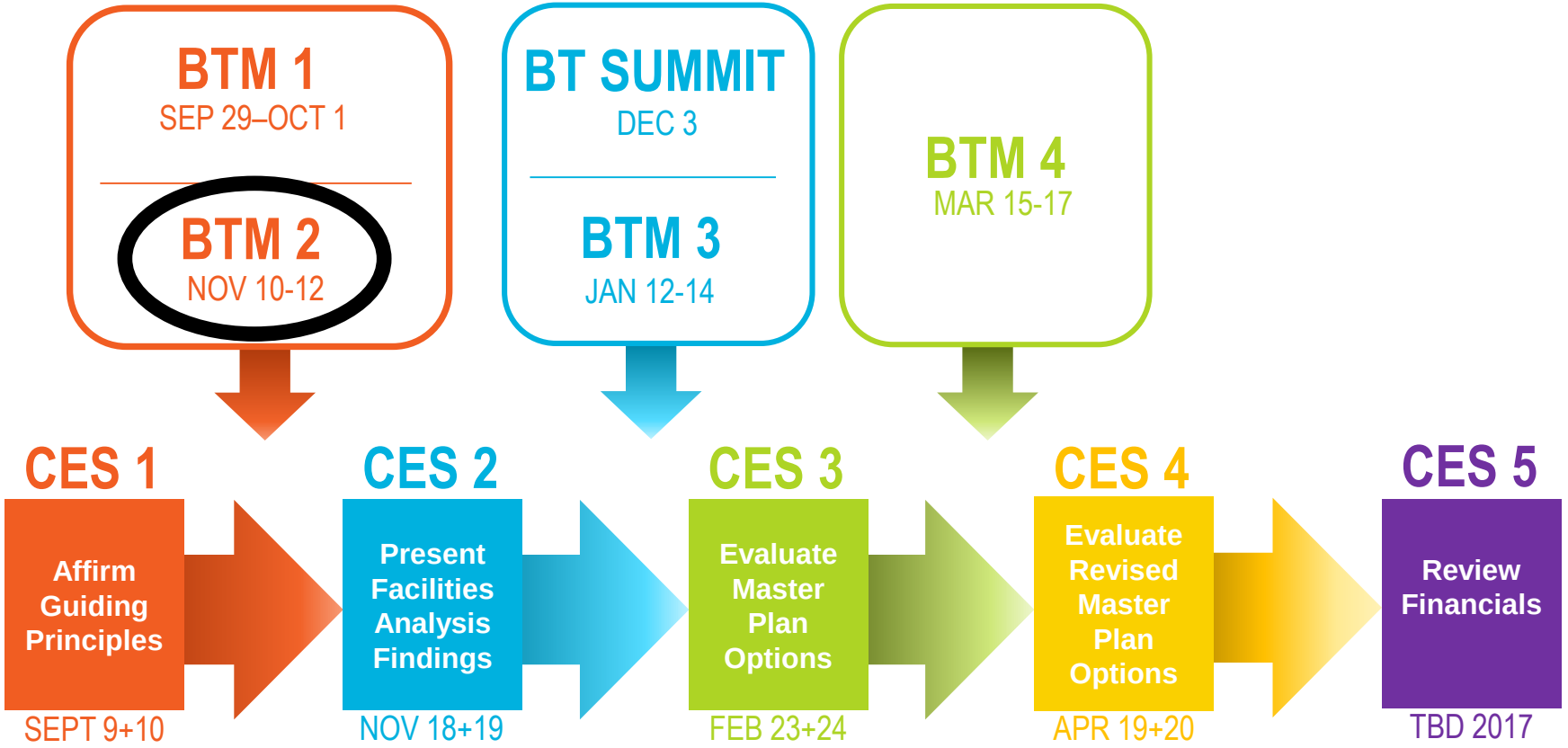

OUR PROGRESS

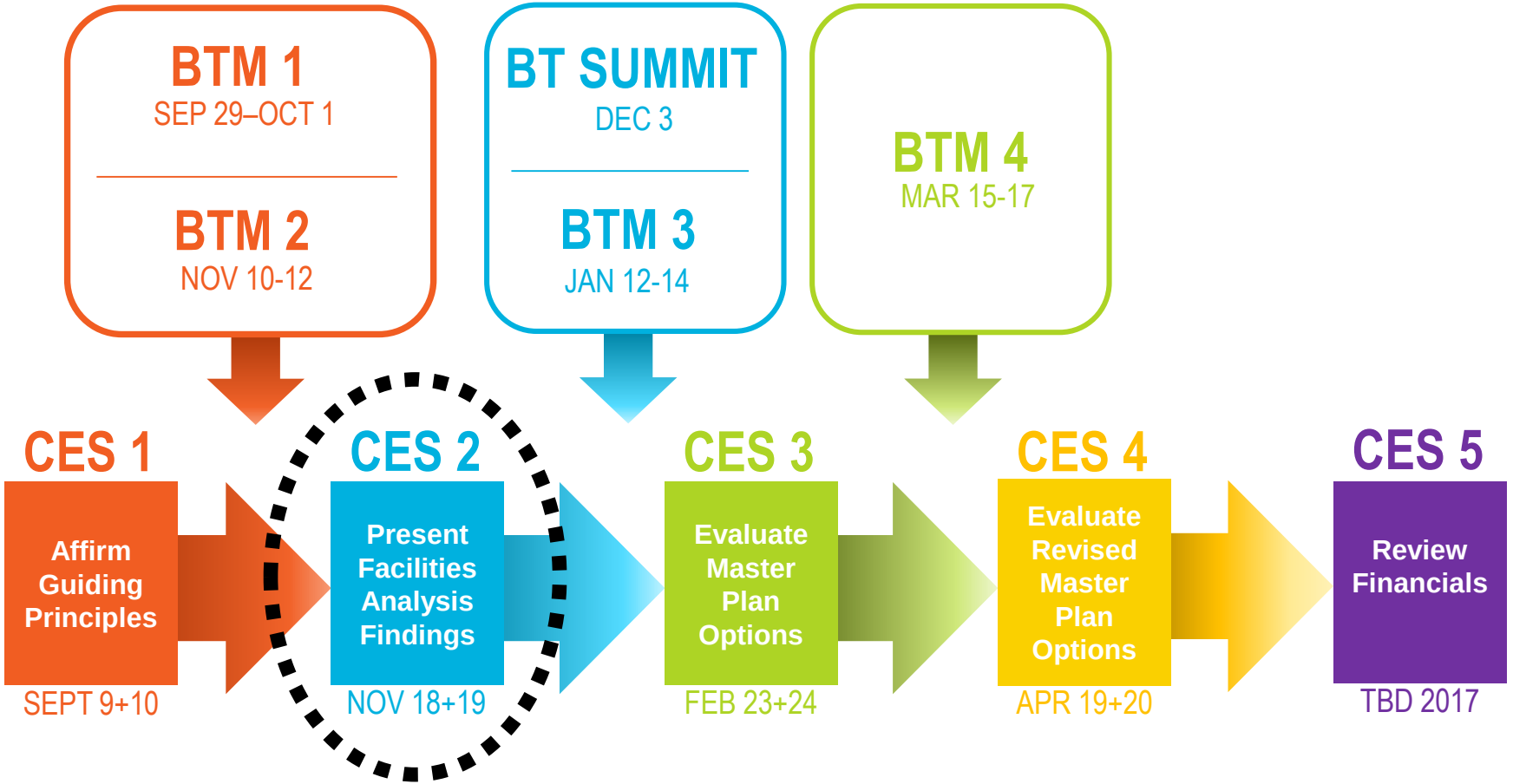

OUR PROGRESS

BTM 1
SEP 29–OCT 1

BTM 2
NOV 10-12

BT SUMMIT
DEC 3
at UA High School
7:00 - 8:30PM

BTM 3
JAN 12-14

BTM 4
MAR 15-17

CES 1	CES 2	CES 3	CES 4	CES 5
Affirm Guiding Principles	Present Facilities Analysis Findings	Evaluate Master Plan Options	Evaluate Revised Master Plan Options	Review Financials
SEPT 9+10	NOV 18+19	FEB 23+24	APR 19+20	TBD 2017



Agenda

Welcome	*Principal*
Key Takeaways from Building Team Meeting #1	*Principal and Design Team*
Facility Assessment Information Educational Assessment and Impact of Facilities on Learning OFCC Explanation and Assessment Physical Assessment Results	*Design Team and Construction Advisor*
Building Team Conversation	*Building Team Participants*
Financial Context Discussion	*District*
Individual Building Financial Information	*Design Team and Construction Advisor*
Building Team Conversation	*Building Team Participants*
Next Steps and Closing	*Principal and Design Team*



Agenda

Welcome	*Principal*
Key Takeaways from Building Team Meeting #1	*Principal and Design Team*
Facility Assessment Information	*Design Team and Construction Advisor*
Educational Assessment and Impact of Facilities on Learning	
OFCC Explanation and Assessment	
Physical Assessment Results	
Building Team Conversation	*Building Team Participants*
Financial Context Discussion	*District*
Individual Building Financial Information	*Design Team and Construction Advisor*
Building Team Conversation	*Building Team Participants*
Next Steps and Closing	*Principal and Design Team*

WHAT IS A FACILITIES MASTER PLAN?

Master Planning Process

PHYSICAL ASSESSMENT

What physical assets are in need of repair or replacement?

EDUCATIONAL ASSESSMENT

How do our facilities support the educational focus of the District?

FINANCIAL ASSESSMENT

What are the priorities and associated costs?

WHAT IS A FACILITIES MASTER PLAN?

Master Planning Process

PHYSICAL ASSESSMENT

What physical assets are in need of repair or replacement?

EDUCATIONAL ASSESSMENT

How do our facilities support the educational focus of the District?

FINANCIAL ASSESSMENT

What are the priorities and associated costs?

FACILITIES MASTER PLAN

How can we improve our physical assets....

....and advance our relentless focus on learning

....while remaining fiscally responsible?

WHAT IS A FACILITIES MASTER PLAN?

Guiding Principles

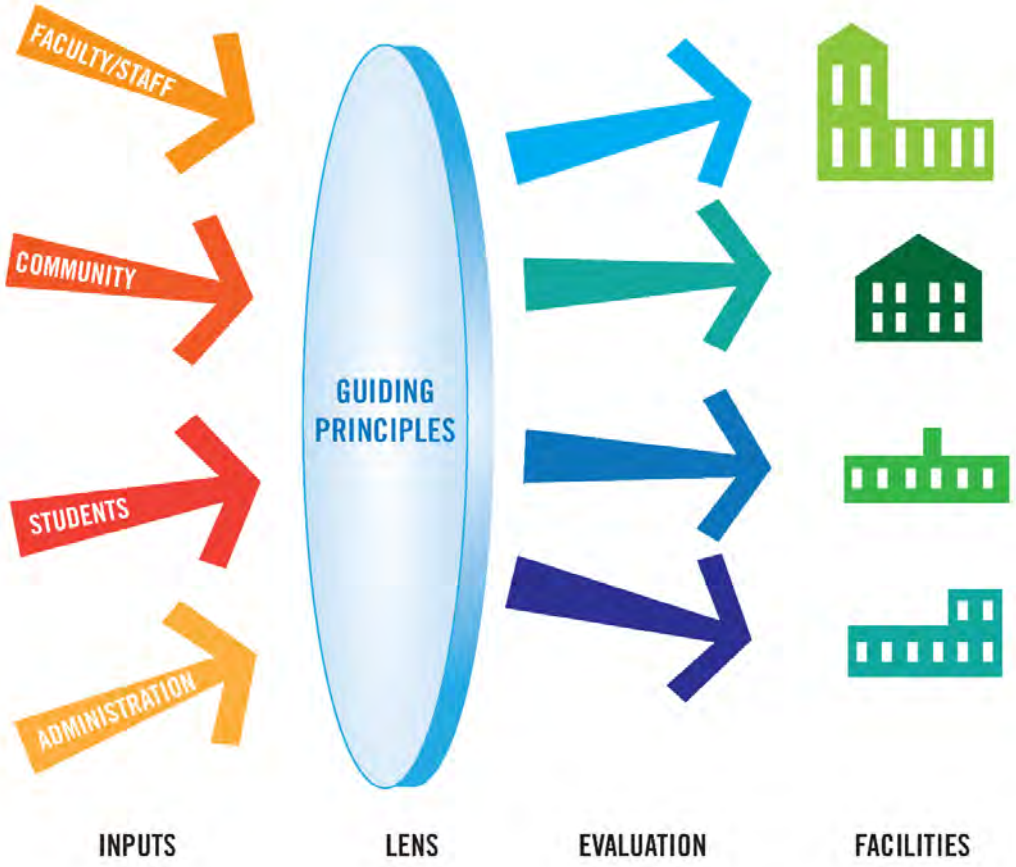

EDUCATIONAL ASSESSMENT
How did we do it?

Student Focus Groups

Principal Meetings + Site Visits

Building Team Meetings



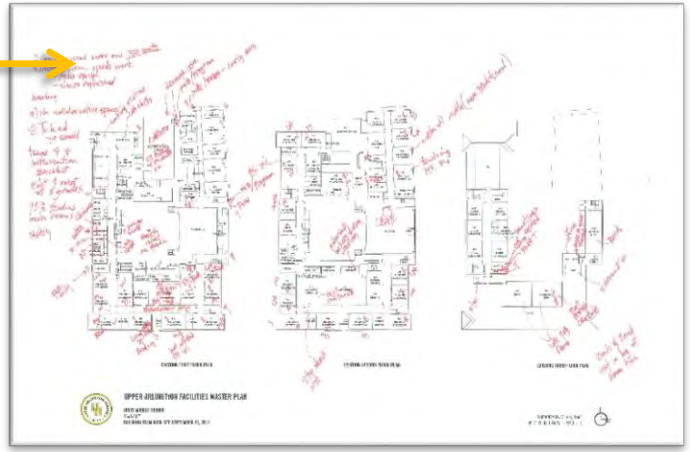

EDUCATIONAL ASSESSMENT
What did we look at?
Lighting
Daylighting
Materials
Room Size & Shape
Furniture/ Ergonomics
Circulation / Adjacencies
Safety & Security
Technology
Thermal Comfort
Acoustics
Indoor Air Quality
Flexibility
Supports Collaboration
BE YOUR SELF

TODAY'S CLASSROOM

FLEXIBLE / AGILE / ACTIVE

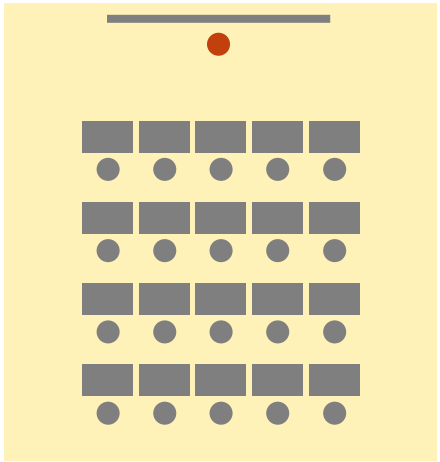

20th Century

- Teacher-centered
- Passive learning
- Organized by age/subject
- Rote memorization
- Industrial efficiency

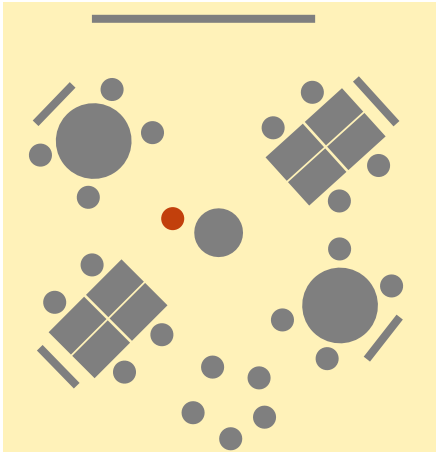

21st Century

- Student-centered
- Active learning
- Multi-age learning communities
- Project based and experiential
- Students not tied to fixed location

TODAY'S CLASSROOM

FLEXIBLE / AGILE / ACTIVE

adaptable



TODAY'S CLASSROOM

FLEXIBLE / AGILE / ACTIVE

traditional lecture

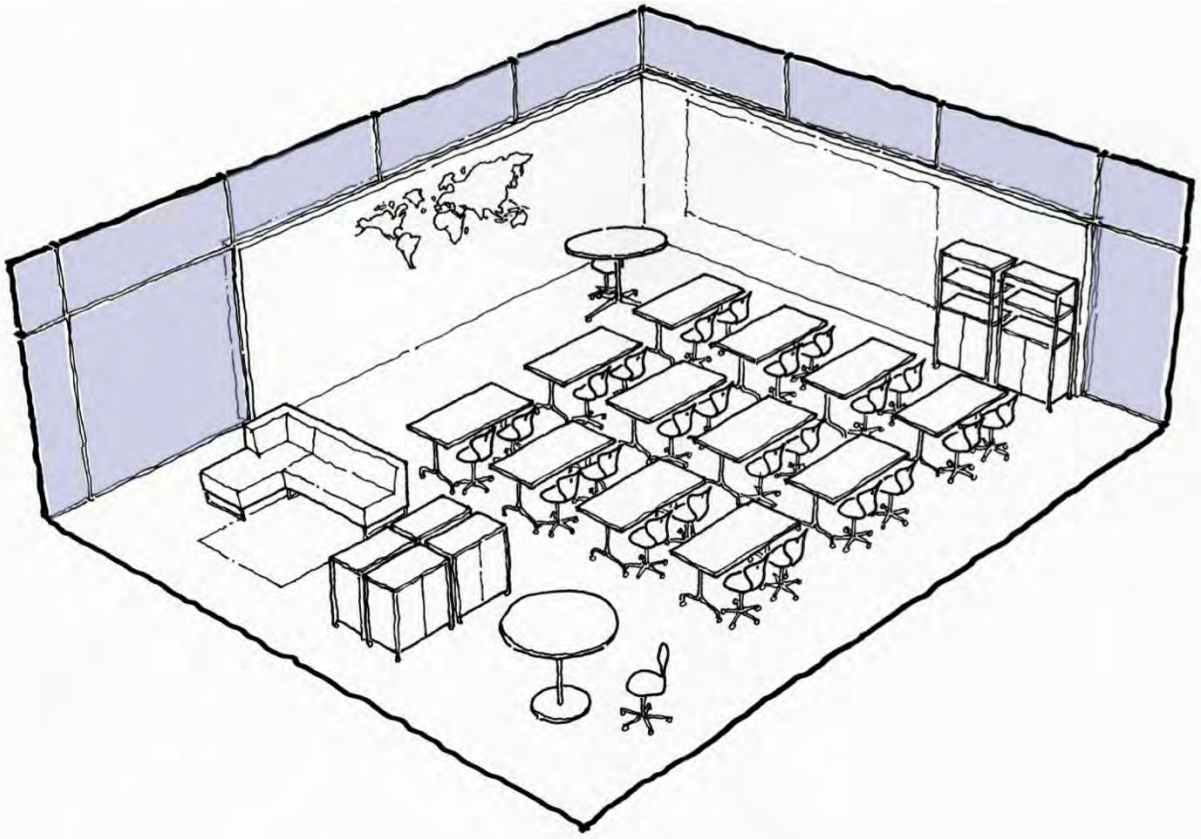

TODAY'S CLASSROOM

FLEXIBLE / AGILE / ACTIVE

seminar

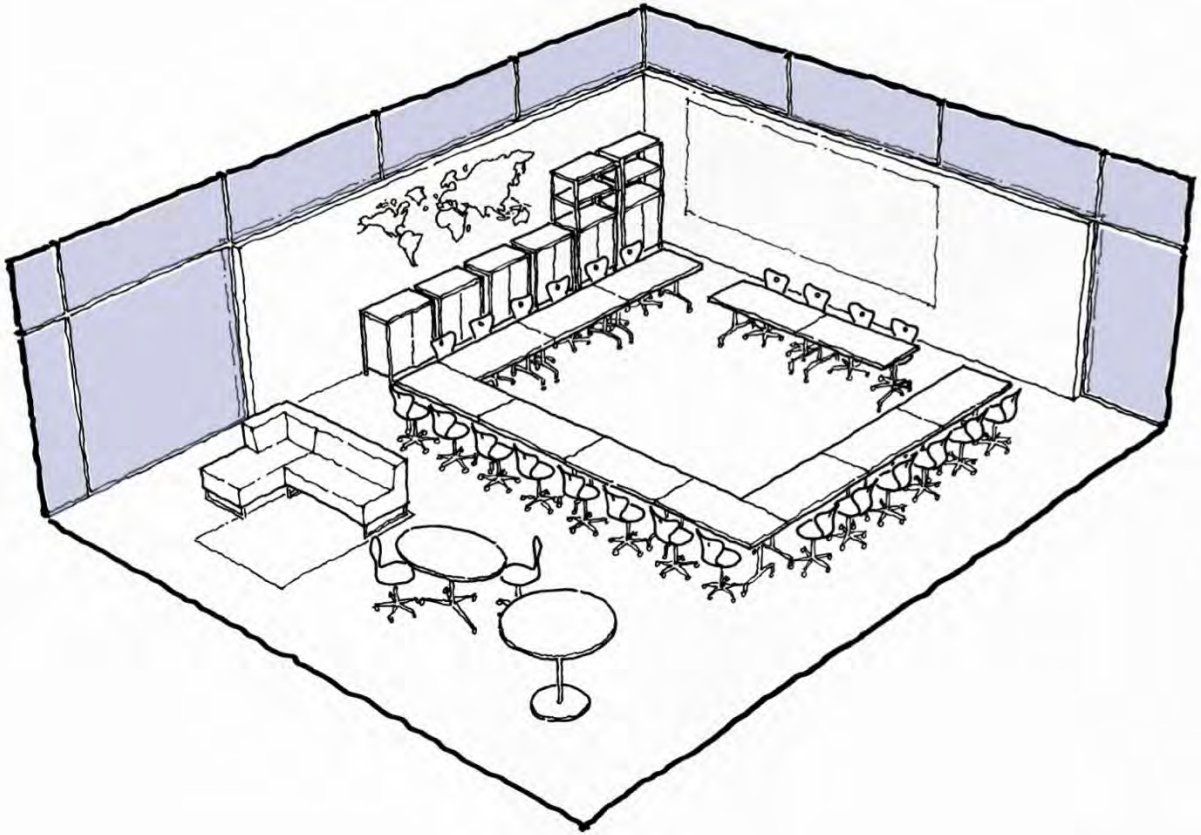

TODAY'S CLASSROOM

FLEXIBLE / AGILE / ACTIVE

project teams

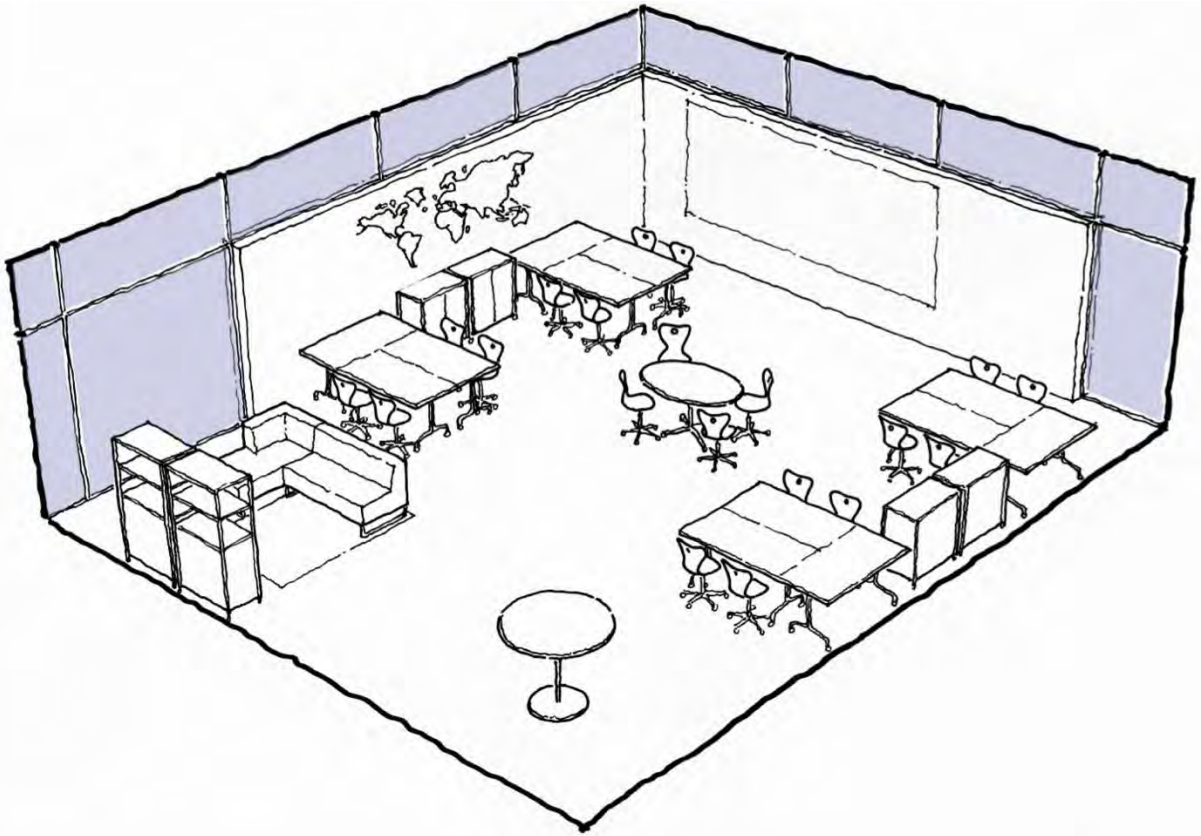

TODAY'S CLASSROOM

FLEXIBLE / AGILE / ACTIVE

group discussions

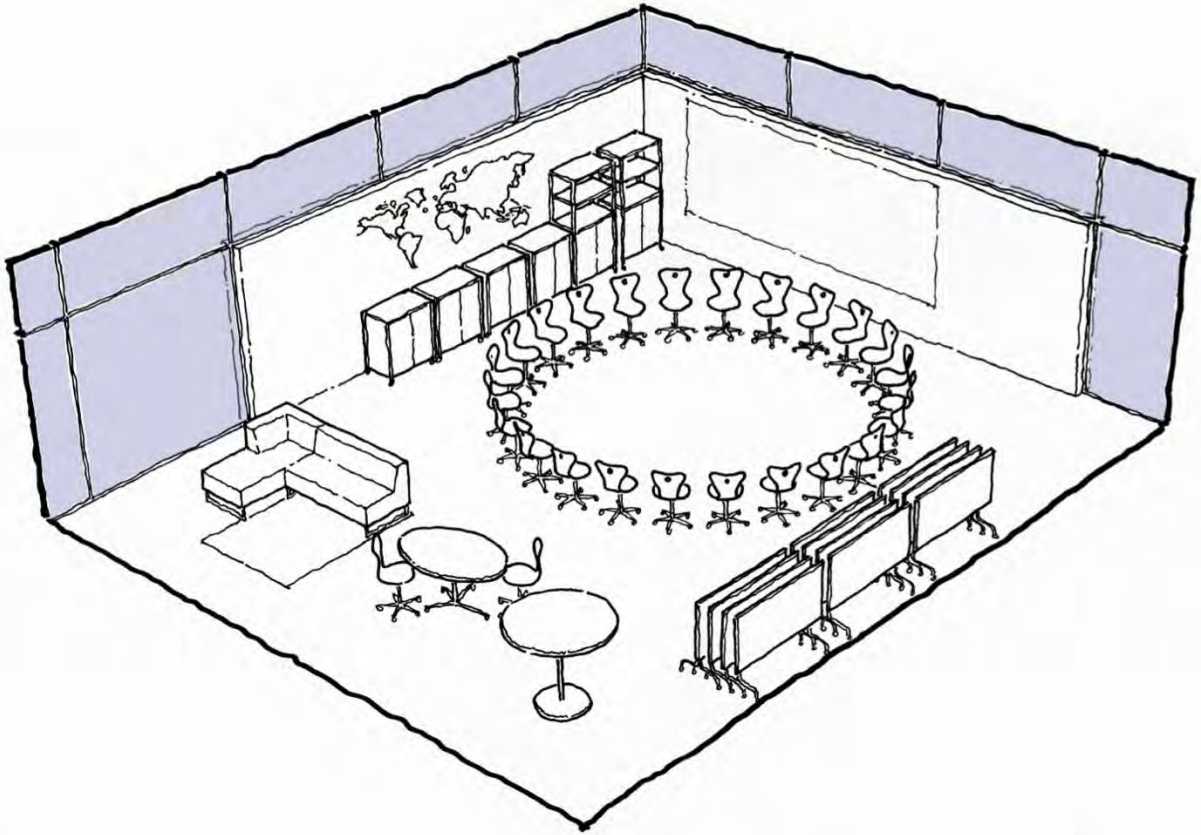

SQUARE FEET PER STUDENT

	CURRENT ENROLLMENT	CURRENT SF/STUDENT	10 YEAR PROJECTION [1]	10 YEAR SF/STUDENT
BURBANK	215	177 SF	N/A	N/A
BARRINGTON	758	112 SF	887	96 SF
GREENSVIEW	418	115 SF	526	91 SF
TREMONT	598	133 SF*	749	106 SF
WICKLIFFE	508	100 SF	589	86 SF
WINDERMERE	407	135 SF	494	111 SF

1 Source: Upper Arlington Enrollment Projections-(November 2015)

* With planned additions

SQUARE FEET PER STUDENT

	CURRENT ENROLLMENT	CURRENT SF/STUDENT	10 YEAR PROJECTION [1]	10 YEAR SF/STUDENT
HASTINGS	701	191 SF	717	187 SF
JONES	705	186 SF	806	162 SF
UAHS	1,816	162 SF	1,947	151 SF

1 Source: Upper Arlington Enrollment Projections-(November 2015)

WHY DO TODAY'S SCHOOLS NEED MORE SPACE?

- More robust technology
- PE/Athletics provided for all students (Title IX)
- Increasing recognition of special education students
- Americans With Disabilities Act (ADA)
- Smaller class size
- Increase in programs / classes offered
- Additional pre-kindergarten and full-day kindergarten
- Additional support staff
- Change in concept of food service / cafeterias
- Space for adult and community use
- Project based learning encouraging collaboration
- Flexible furniture
- Flexible space

Source: School Planning & Management
(July 2010)

BARRINGTON ELEMENTARY SCHOOL

FACILITY AGE

ORIGINAL BUILDING

EC ES MS HS

JONES
1923

BARRINGTON
1939

TREMONT
1952

UAHS
1956

WICKLIFFE
1956

WINDERMERE
1958

HASTINGS
1961

GREENSVIEW
1965

BURBANK
1971

FACILITY AGE

LAST MAJOR ADDITION

EC ES MS HS

TREMONT
2015

WINDERMERE
2000

GREENSVIEW
2009

BURBANK
N/A
1971

WICKLIFFE
1997
2001

BARRINGTON
2009

HASTINGS
1978

UAHS
1983

JONES
1997

BARRINGTON ELEMENTARY SCHOOL

CHRONOLOGY DIAGRAM

EXISTING FIRST FLOOR PLAN

0 16 32 64

BARRINGTON ELEMENTARY SCHOOL

SUMMARY

GRADES: K-5

HEIGHT: TWO STORIES

SITE SIZE: 8.70 ACRES

BUILDING SIZE: 85,062 SF

NUMBER OF STUDENTS: 758

CURRENT SF/STUDENT: 112 SF

10 YEAR ENROLLMENT
PROJECTION: 887

10 YEAR SF/ STUDENT: 96

BARRINGTON ELEMENTARY SCHOOL

MAJOR CHALLENGES

BUILDING:

- LACK OF SECURE ENTRY VESTIBULE
- SIZE OF CLASSROOMS
- DISPARITY OF PROJECT ROOMS
- LACK OF COLLABORATIVE SPACE
- NARROW INTERIOR CIRCULATION
- LONG CORRIDORS / TRAVEL TIME TO SHARED SPACES
- FOOD SERVICE CONFIGURATION INCREASES TIME TO GET FOOD
- DISJOINTED SUPPORT OFFICE LOCATIONS
- SP ED - MD ROOM FEELS ISOLATED, SOME SP ED ROOMS ARE TOO SMALL
- LIBRARY CONFIGURATION DOES NOT SUPPORT COLLABORATION

SITE:

- NOT ENOUGH PARKING FOR STAFF
- CHALLENGING PICK-UP AND DROP-OFF
- LIMITED ENGAGING PLAY AREAS
- LACK OF CLEAR MAIN ENTRY
- UNPAVED PATHWAYS FOR PEDESTRIAN DROP-OFF

BARRINGTON ELEMENTARY SCHOOL

SITE DIAGRAM

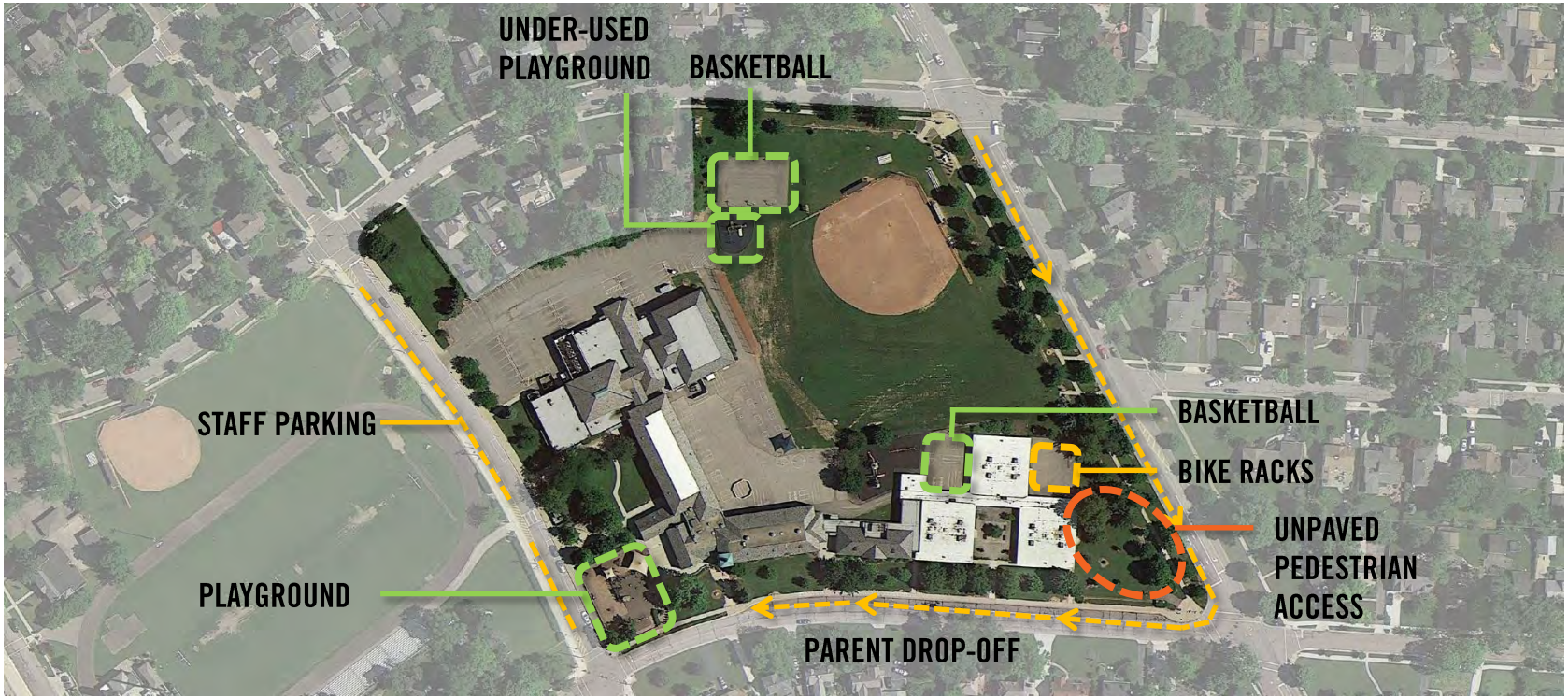

BARRINGTON
ELEMENTARY

OFFICE

BARRINGTON ELEMENTARY SCHOOL

FUNCTIONAL ZONING ANALYSIS

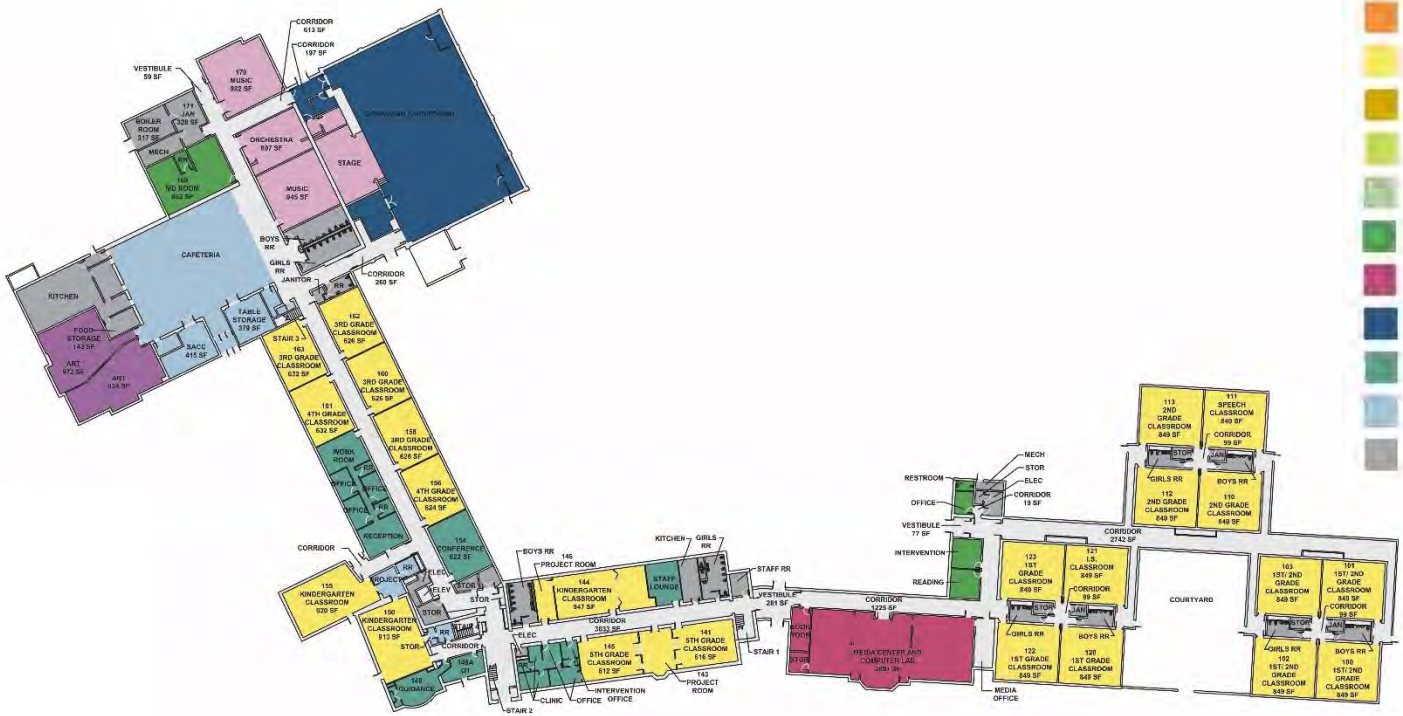

EXISTING FIRST FLOOR PLAN

0 16 32 64

BARRINGTON ELEMENTARY SCHOOL

FUNCTIONAL ZONING ANALYSIS

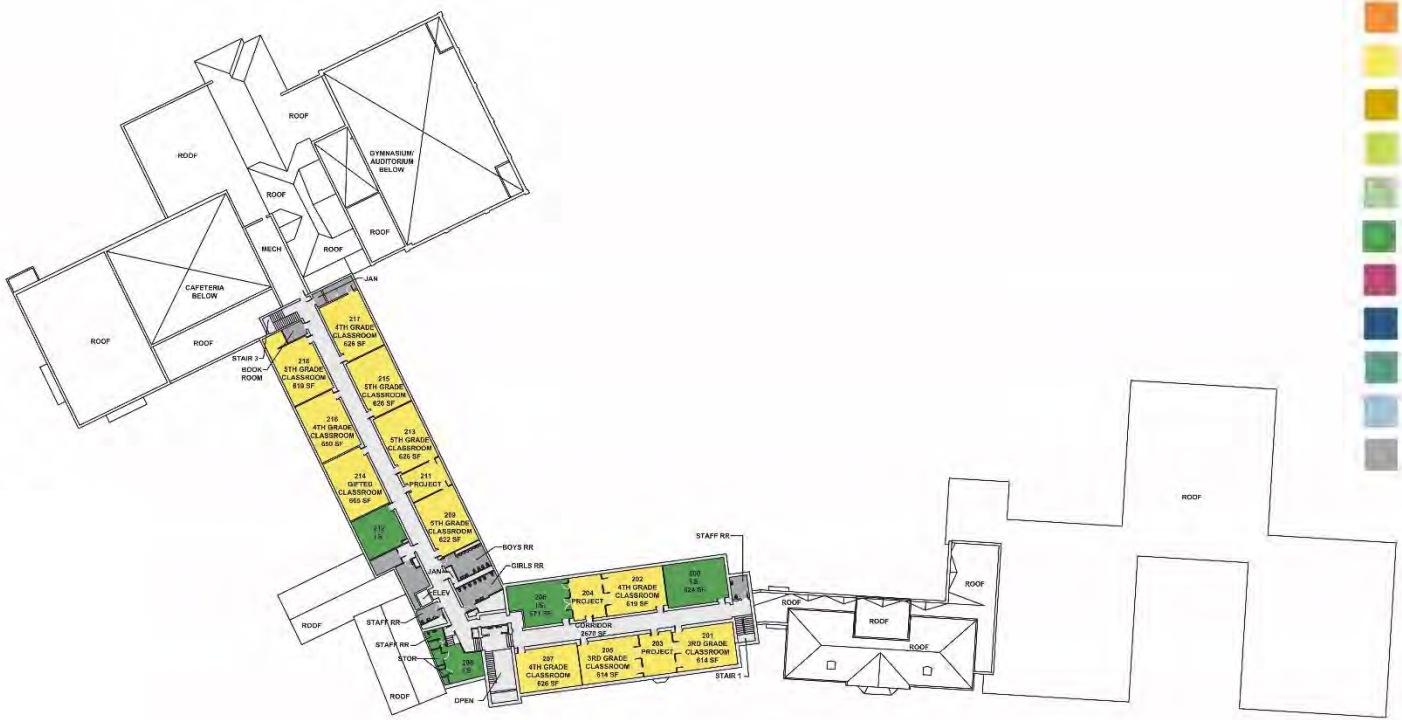

EXISTING SECOND FLOOR PLAN

0 16 32 64

BARRINGTON ELEMENTARY SCHOOL

LOCATION OF MH ROOM

EXISTING FIRST FLOOR PLAN

0 16 32 64

BARRINGTON ELEMENTARY SCHOOL

LOCATION OF SUPPORT OFFICES

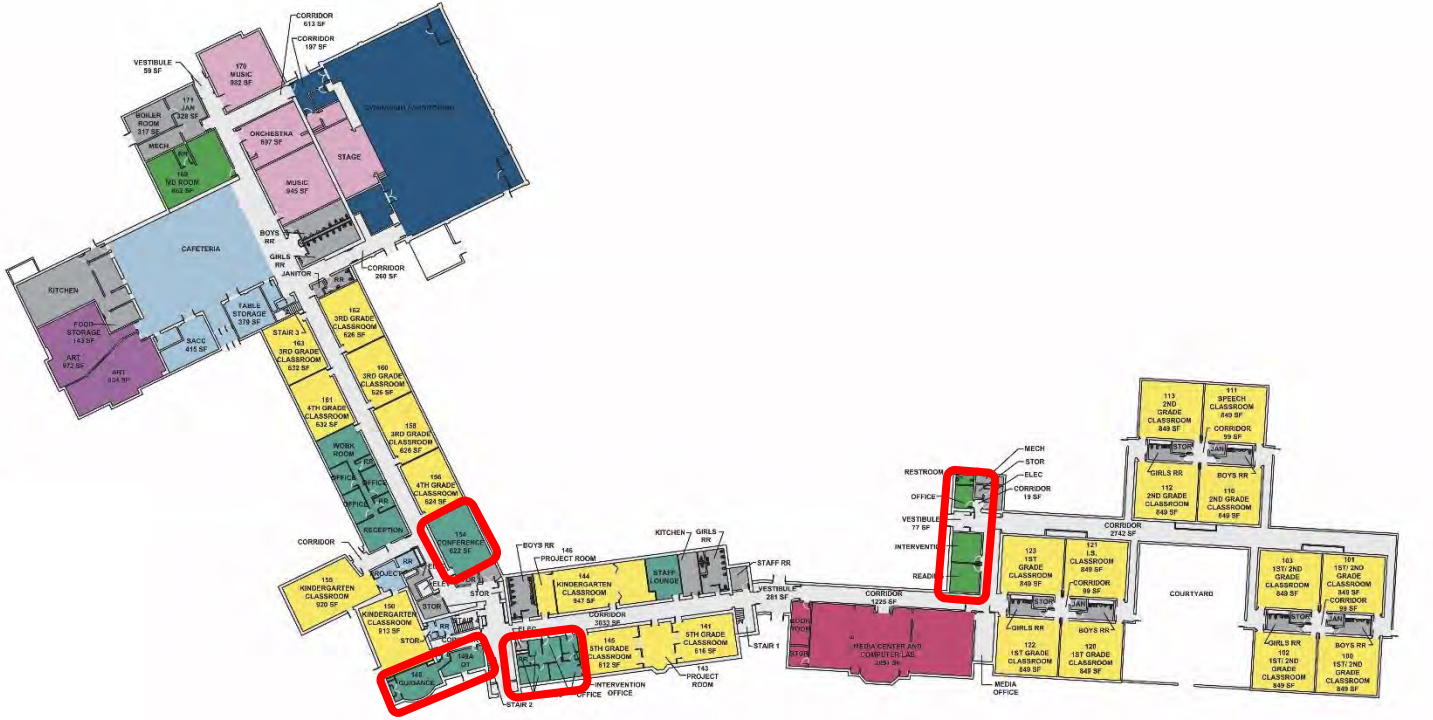

EXISTING FIRST FLOOR PLAN

0 16 32 64

BARRINGTON ELEMENTARY SCHOOL

LOCATION OF SUPPORT OFFICES

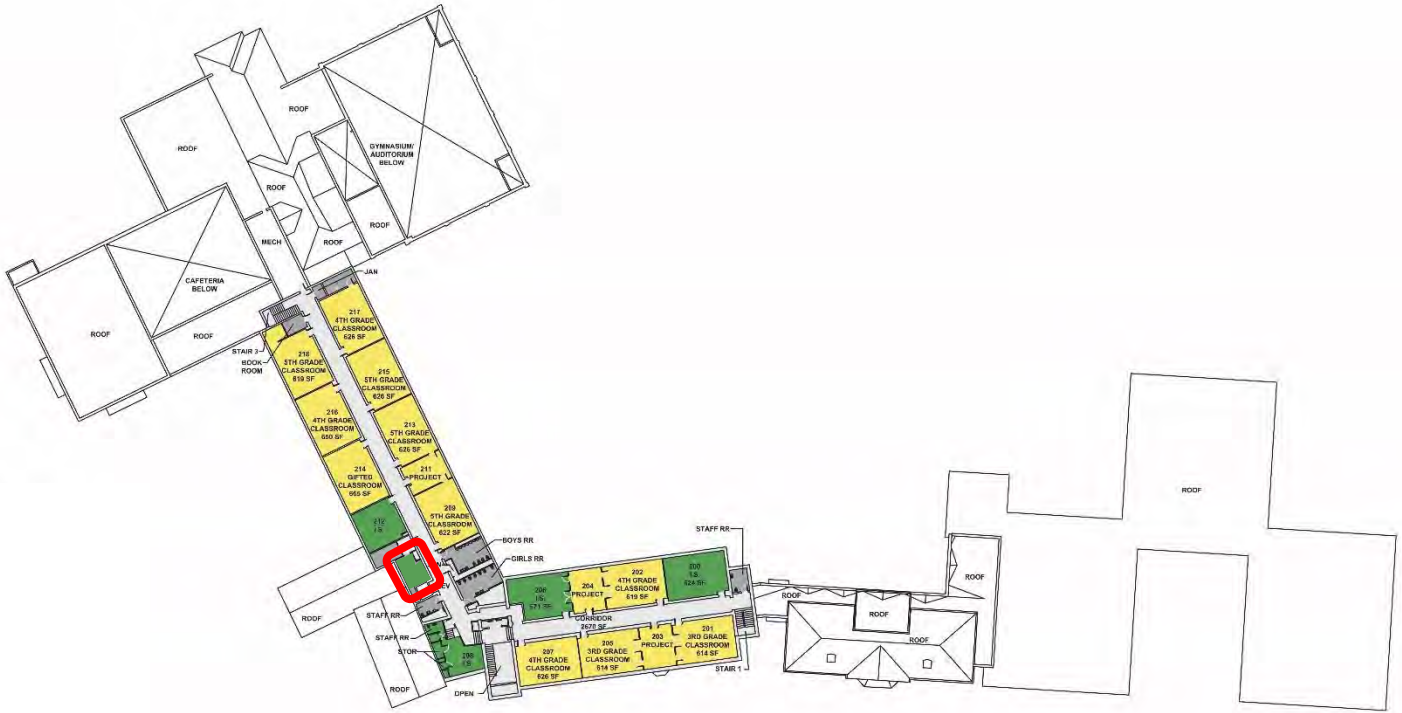

EXISTING SECOND FLOOR PLAN

0 16 32 64

BARRINGTON ELEMENTARY SCHOOL

DISPARATE PROJECT ROOMS

EXISTING FIRST FLOOR PLAN

0 16 32 64

BARRINGTON ELEMENTARY SCHOOL

DISPARATE PROJECT ROOMS

EXISTING SECOND FLOOR PLAN

0 16 32 64

BARRINGTON SCHOOL

BARRINGTON ELEMENTARY SCHOOL

CIRCULATION ANALYSIS

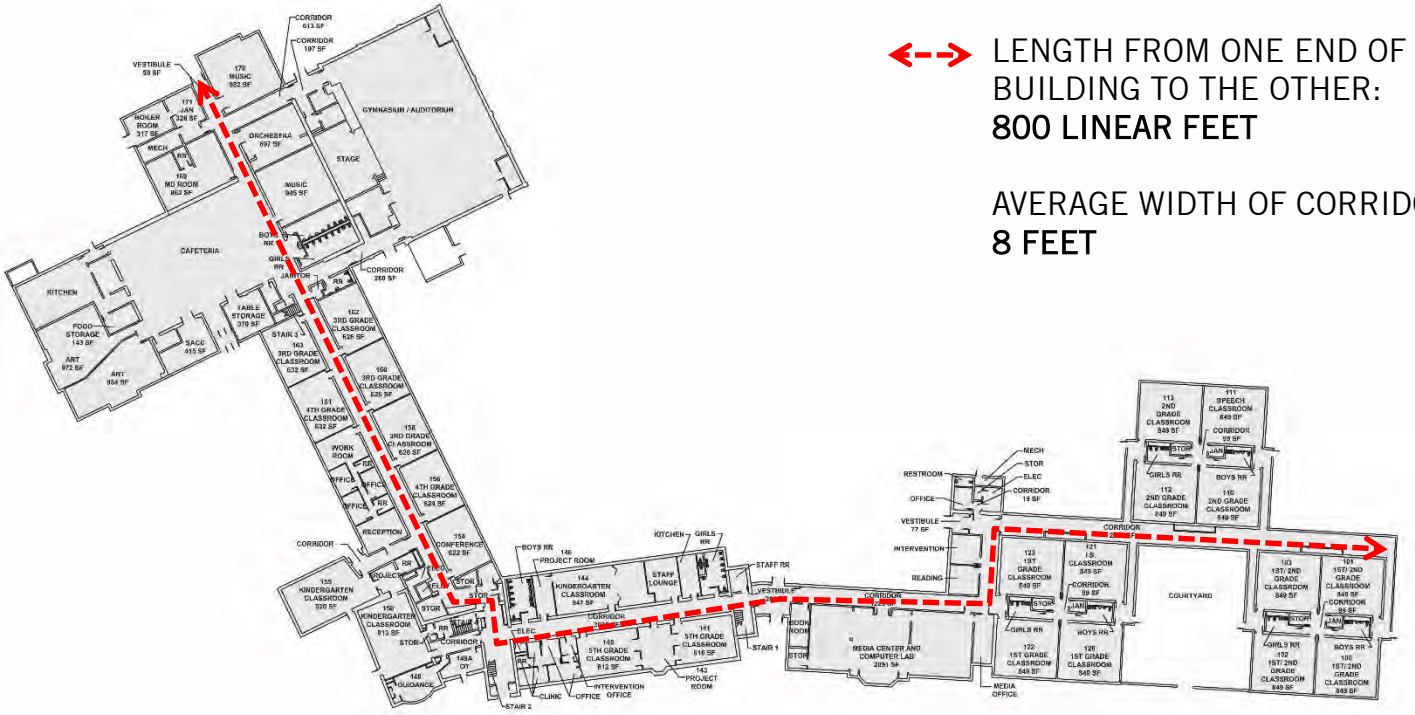

LENGTH FROM ONE END OF THE BUILDING TO THE OTHER:
800 LINEAR FEET

AVERAGE WIDTH OF CORRIDOR:
8 FEET

EXISTING FIRST FLOOR PLAN

0 16 32 64

BARRINGTON ELEMENTARY SCHOOL

CIRCULATION ANALYSIS

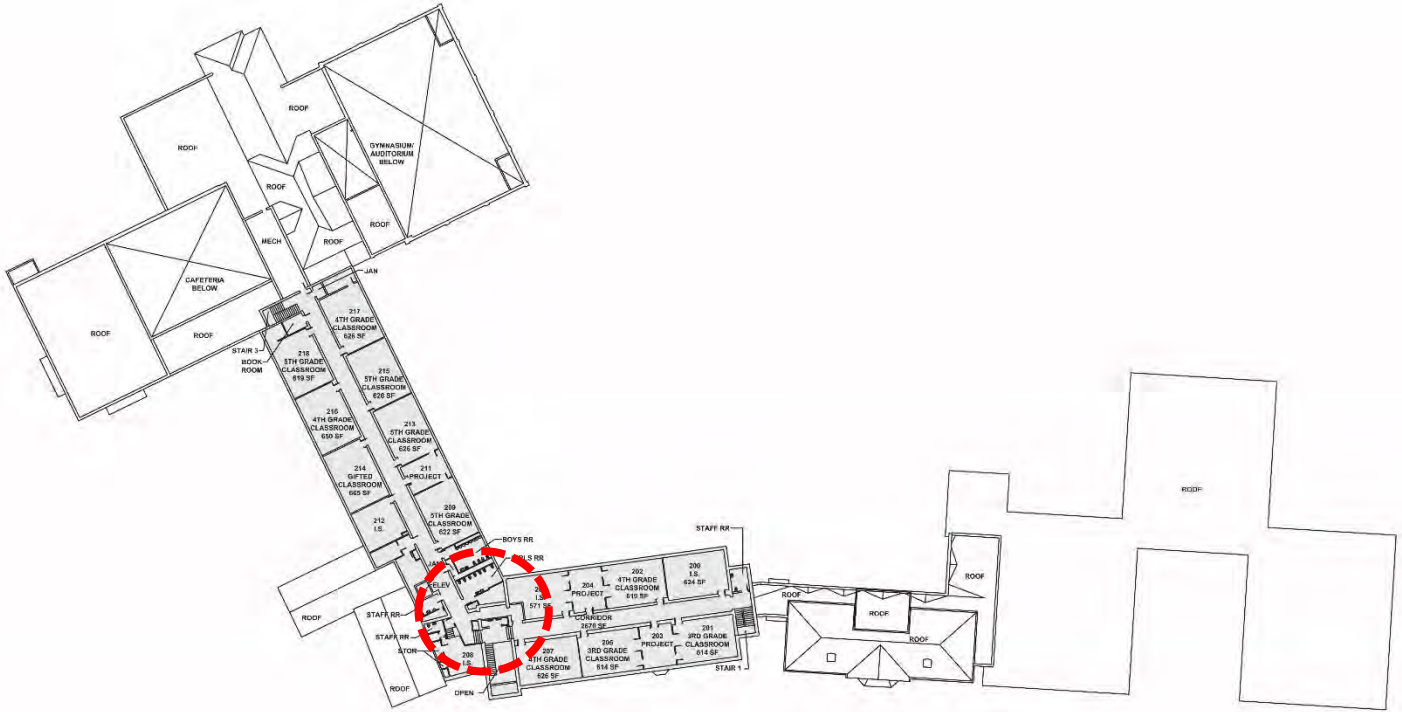

EXISTING SECOND FLOOR PLAN

0 16 32 64


EXIT
RESPECT
ELEMENTARY

BARRINGTON ELEMENTARY SCHOOL

CLASSROOM SIZE ANALYSIS

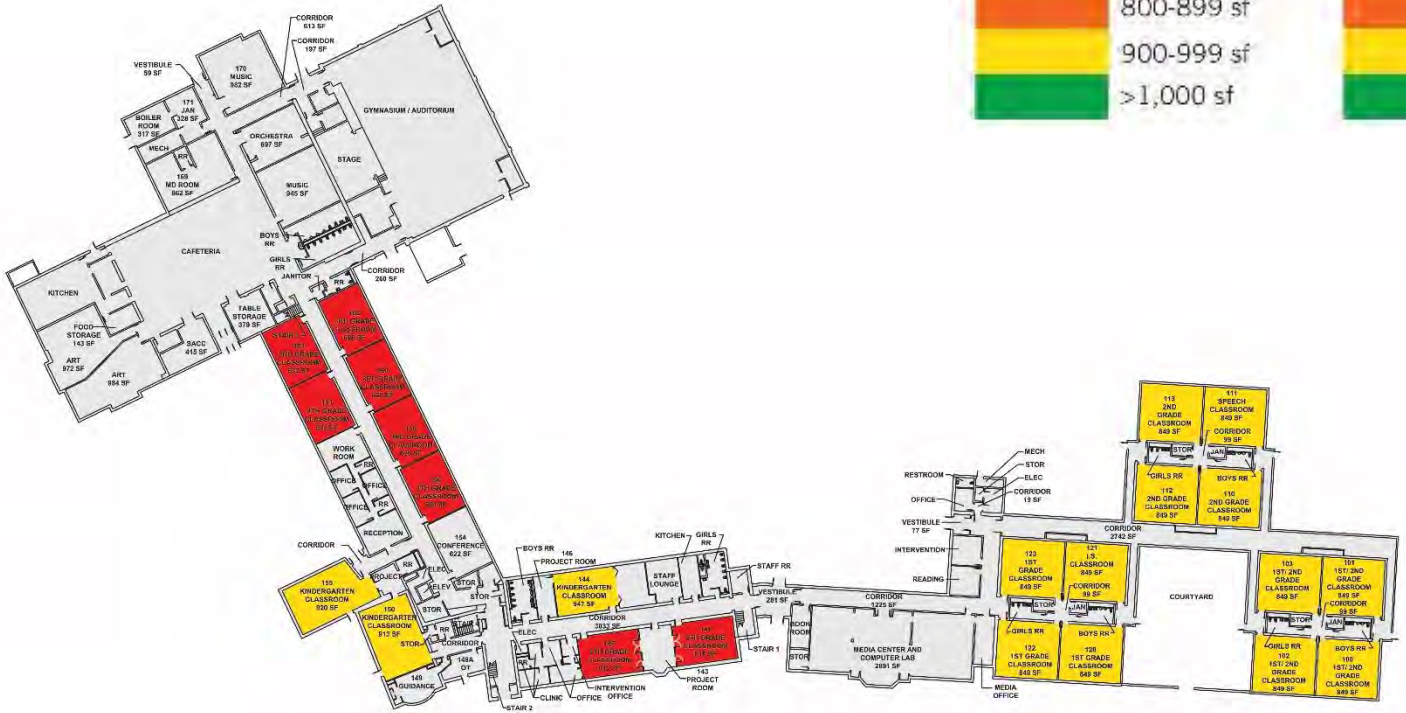

EXISTING FIRST FLOOR PLAN

0 16 32 64

BARRINGTON ELEMENTARY SCHOOL

CLASSROOM SIZE ANALYSIS

Kindergarten Classrooms

- <800 sf
- 800-899 sf
- 900-999 sf
- >1,000 sf

Core Classrooms

- <700 sf
- 700-799 sf
- 800-899 sf
- >900 sf

EXISTING SECOND FLOOR PLAN

0 16 32 64

EXIT
You Are Not Small
Beverly Billingsly Borrows a Book
THE CABBAGE PATCH!
CHALK
BLACK LAGOON

Info

PLACE VALUE SYSTEM
DISCOVER!

123

DAYLIGHTING
BEST PRACTICES

Daylighting has been linked to “**better performance of students** – as much as 20% improvement in math and 26% in reading on standardized tests”

(Heschong Mahone Group, 1999)

BARRINGTON ELEMENTARY SCHOOL

DAYLIGHT ANALYSIS

BARRINGTON ELEMENTARY SCHOOL

DAYLIGHT ANALYSIS

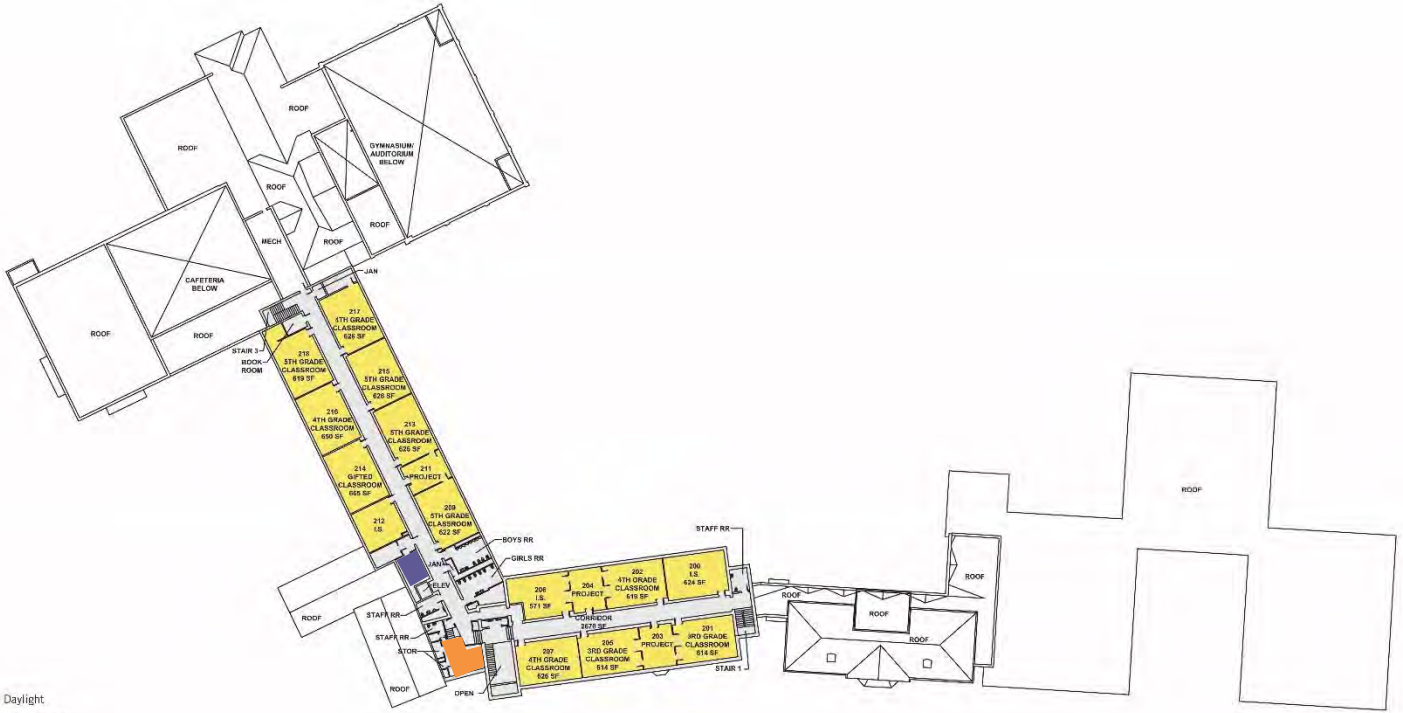

EXISTING SECOND FLOOR PLAN

0 16 32 64

WORK HARD
BE KIND

BARRINGTON
ELEMENTARY
home of
the BOBCATS
UPPER ARLINGTON
CITY SCHOOLS

LAUGH
SMILE

Flower Garden

BUILDING SECURITY

FACILITY ENTRY - BEST PRACTICES

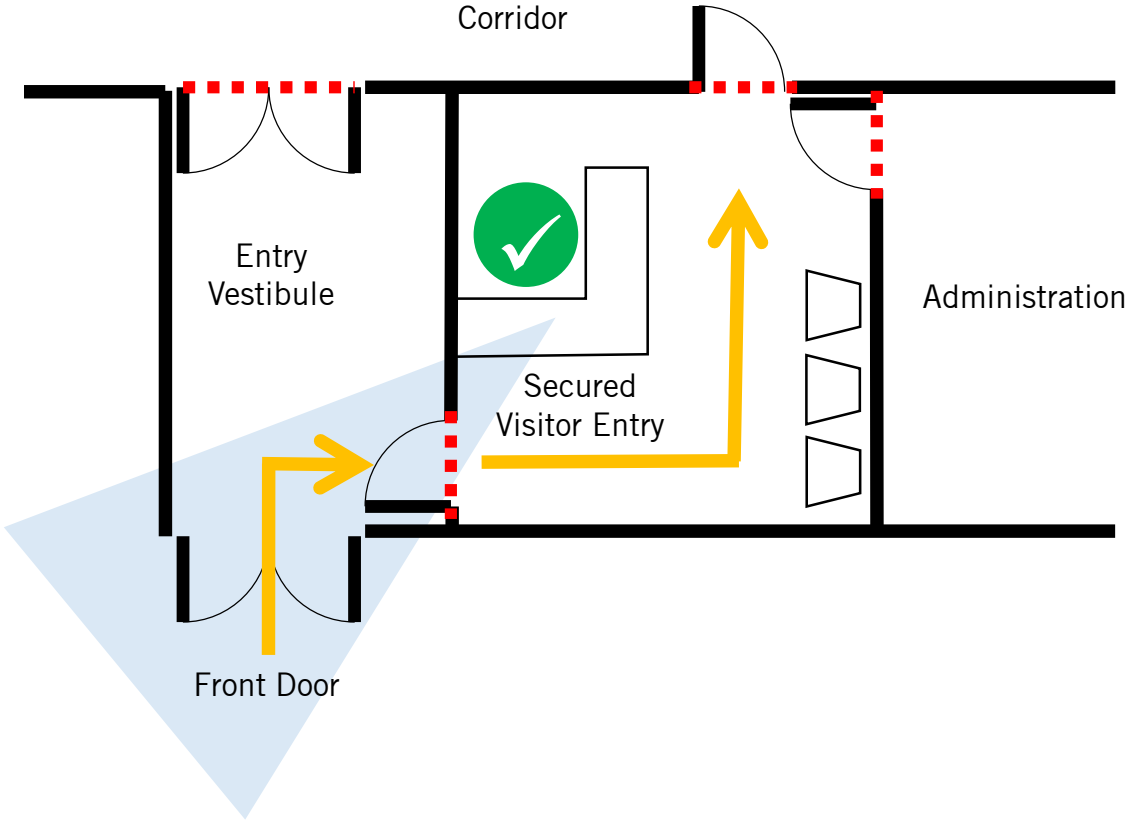

Visitor Path

Secured Entry

Security Checkpoint

Visibility

CAUTION
CAUTION

BARRINGTON ELEMENTARY SCHOOL

SECURITY ANALYSIS

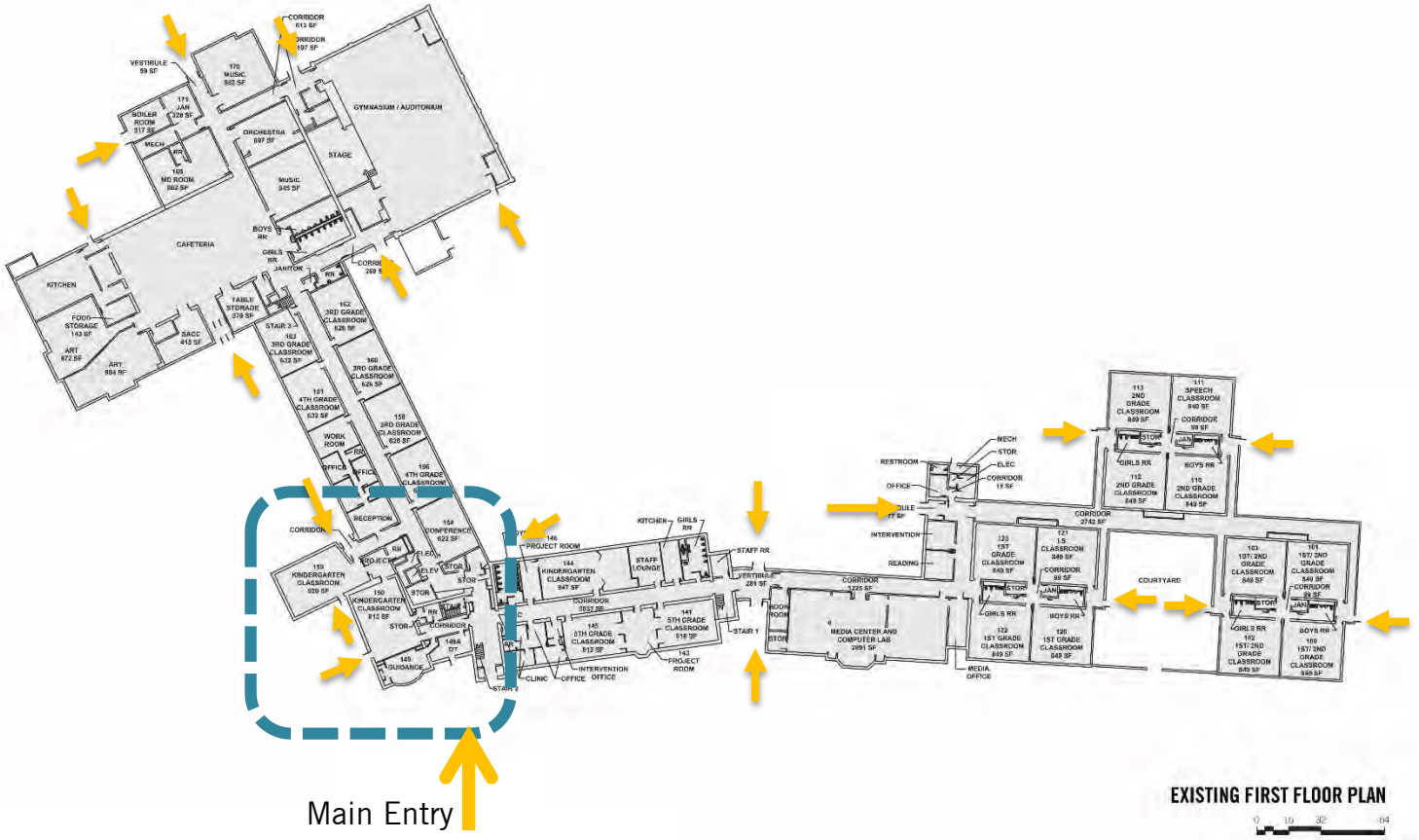

BARRINGTON ELEMENTARY SCHOOL

SECURITY ANALYSIS

DIRECT ACCESS TO KINDERGARTEN ROOM BEFORE SECURITY CHECKPOINT

EXIT

PTO
Volunteer Opportunities:
Coming Soon...
We're a BOX TOPS school
ALL VISITORS
PLEASE SIGN IN AT THE OFFICE
WELCOME TO BARRINGTON ELEMENTARY SCHOOL
PLEASE SIGN IN
BARRINGTON ELEMENTARY

EXIT
1

BARRINGTON ELEMENTARY SCHOOL

MAJOR CHALLENGES

BUILDING:

- LACK OF SECURE ENTRY VESTIBULE
- SIZE OF CLASSROOMS
- DISPARITY OF PROJECT ROOMS
- LACK OF COLLABORATIVE SPACE
- NARROW INTERIOR CIRCULATION
- LONG CORRIDORS / TRAVEL TIME TO SHARED SPACES
- FOOD SERVICE CONFIGURATION INCREASES TIME TO GET FOOD
- DISJOINTED SUPPORT OFFICE LOCATIONS
- SP ED - MD ROOM FEELS ISOLATED, SOME SP ED ROOMS ARE TOO SMALL
- LIBRARY CONFIGURATION DOES NOT SUPPORT COLLABORATION

SITE:

- NOT ENOUGH PARKING FOR STAFF
- CHALLENGING PICK-UP AND DROP-OFF
- LIMITED ENGAGING PLAY AREAS
- LACK OF CLEAR MAIN ENTRY
- UNPAVED PATHWAYS FOR PEDESTRIAN DROP-OFF

PHYSICAL ASSESSMENT

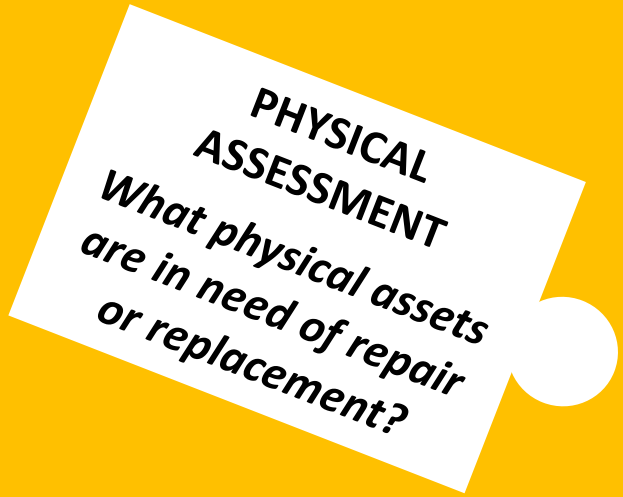

OFCC 2014 ASSESSMENT
WHAT DOES IT INCLUDE?

State-funded facility assessment conducted by the Ohio Facilities Construction Commission (OFCC)

- Completed November 2014 (one year ago)
- Detailed assessment of building components and systems
- Identifies required replacements and associated costs
- Utilizes OFCC's Ohio School Design Manual (OSDM) standards as the basis of required replacements and required space to be added (using State-based calculations)

DOES NOT reflect programmatic input from the District

DOES NOT include assessment of outdoor athletics and recreation/playground areas and components

DOES NOT include costs for phasing, general requirements, and swing space during construction

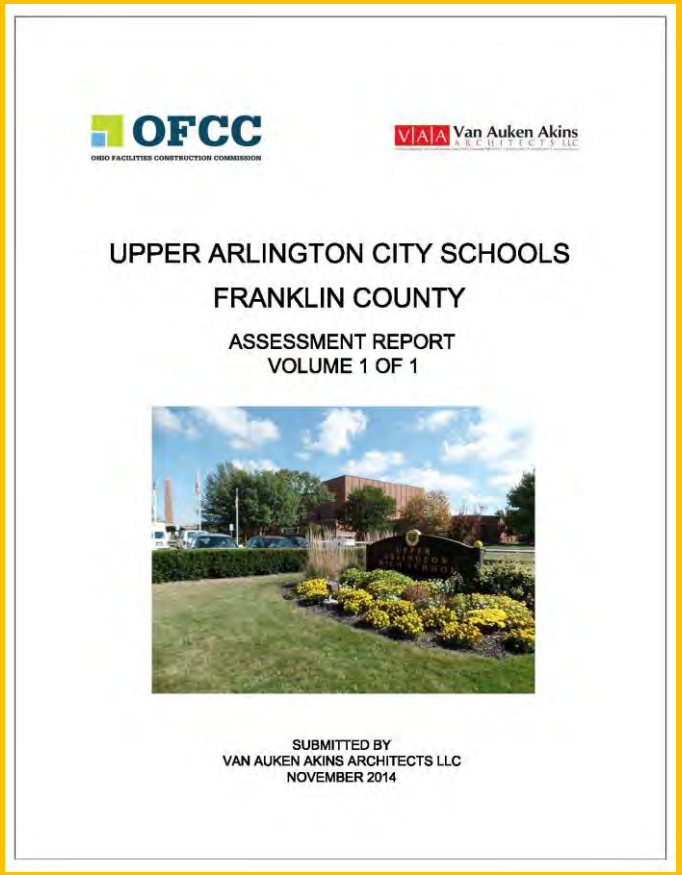
OFCC
OHIO FACILITIES CONSTRUCTION COMMISSION

VAA Van Auken Akins ARCHITECTS LLC

UPPER ARLINGTON CITY SCHOOLS

FRANKLIN COUNTY

ASSESSMENT REPORT
VOLUME 1 OF 1

SUBMITTED BY
VAN AUKEN AKINS ARCHITECTS LLC
NOVEMBER 2014

2015 PHYSICAL ASSESSMENT
PROCESS WE WENT THROUGH

In-depth review of all 9 buildings and recent reports

Architectural / engineering / costing team
- Moody Nolan / Korda / EMH&T / Turner

Assess the condition of major systems and components
- Based on observations
- Based on District input
- Based on collective expertise

2015 PHYSICAL ASSESSMENT

OUR CHARGE

Identify the cost to <u>maintain and repair</u> the buildings for the next 15 years to ensure operation well into the future

- Determine the cost to “maintain the status quo through 2030”
- Assumes no building additions
- Assumes no new learning environments
- New systems will last 20-25 years on average

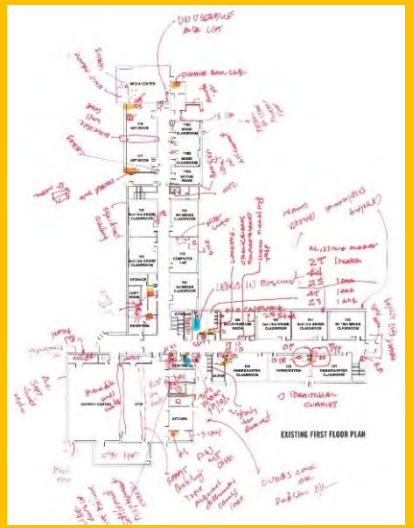

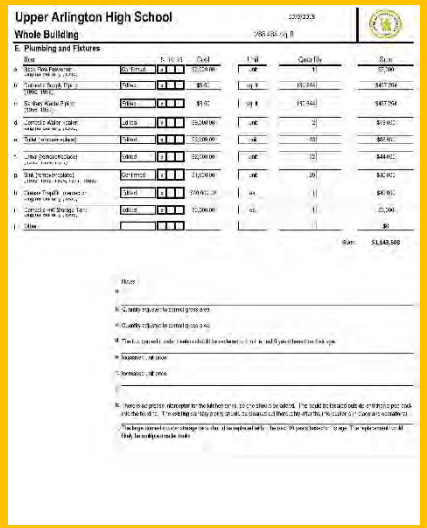



2015 PHYSICAL ASSESSMENT
What did we look at?
HVAC Systems
Plumbing and Fixtures
Electrical Systems
Lighting
Accessibility, Life Safety
Roofing
Doors and Windows
Finishes and Furnishings
Structure
Drainage
Site and Athletics

BARRINGTON ELEMENTARY SCHOOL

BARRINGTON ELEMENTARY SCHOOL

ARCHITECTURAL CHARACTER

BARRINGTON ELEMENTARY SCHOOL

ARCHITECTURAL CHARACTER

BARRINGTON ELEMENTARY SCHOOL

ARCHITECTURAL CHARACTER

BARRINGTON ELEMENTARY SCHOOL

ARCHITECTURAL CHARACTER

BARRINGTON ELEMENTARY SCHOOL

ARCHITECTURAL CHARACTER







BARRINGTON ELEMENTARY SCHOOL

FLOOR PLANS

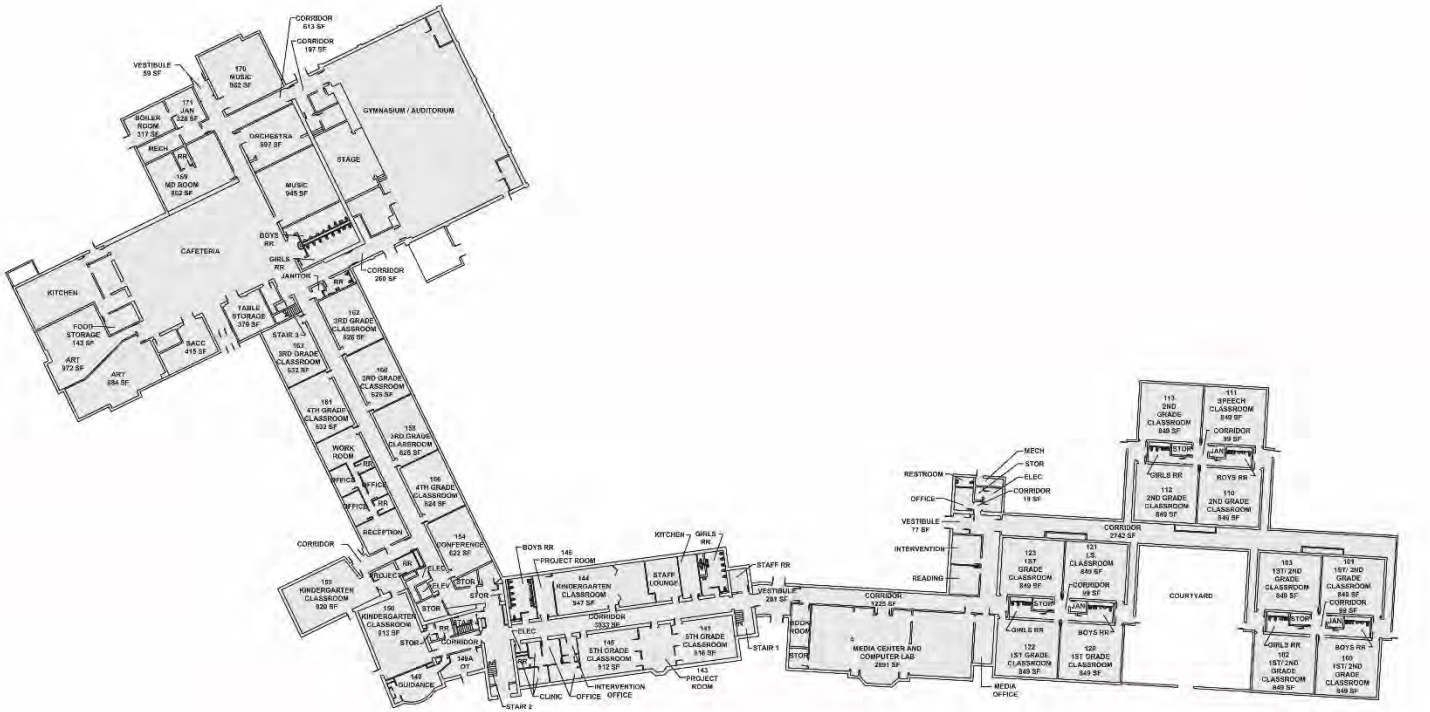

EXISTING FIRST FLOOR PLAN

0 16 32 64

BARRINGTON ELEMENTARY SCHOOL

FLOOR PLANS

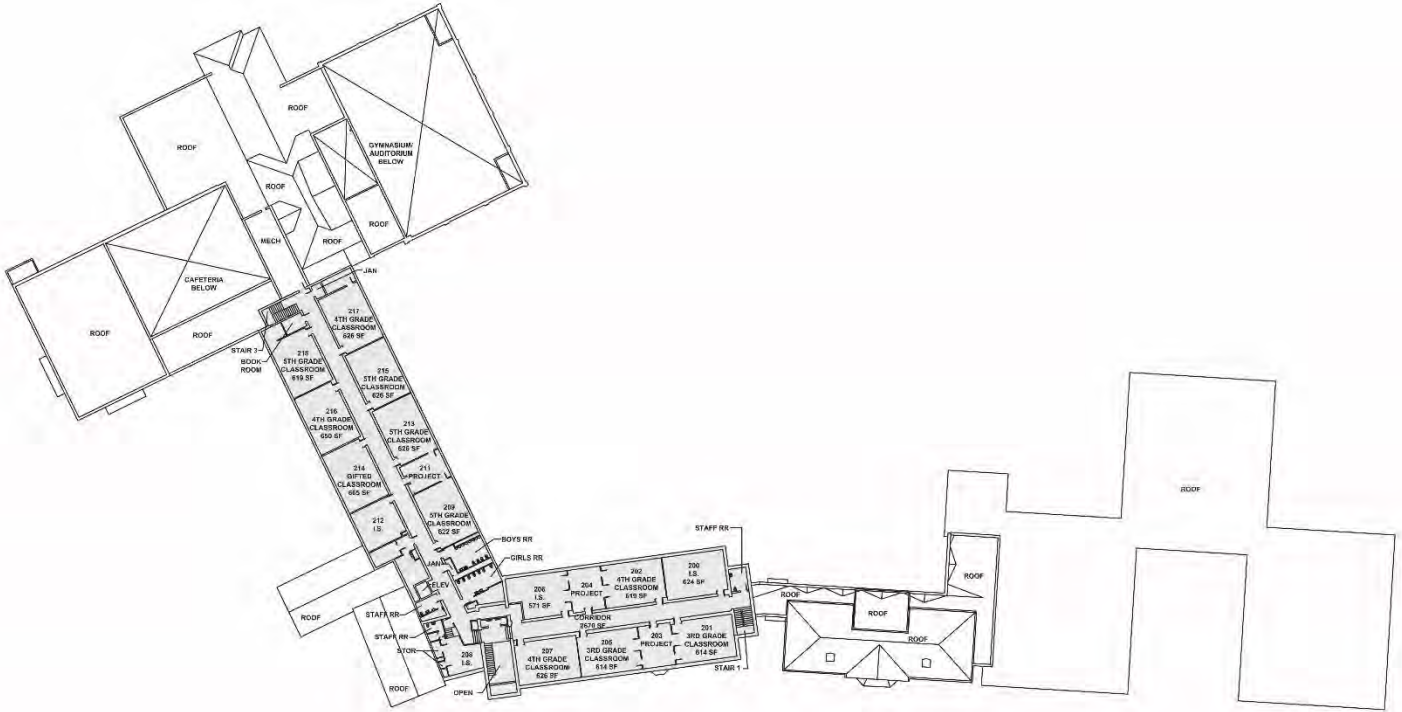

EXISTING SECOND FLOOR PLAN

0 16 32 64

BARRINGTON ELEMENTARY SCHOOL

CHRONOLOGY DIAGRAM

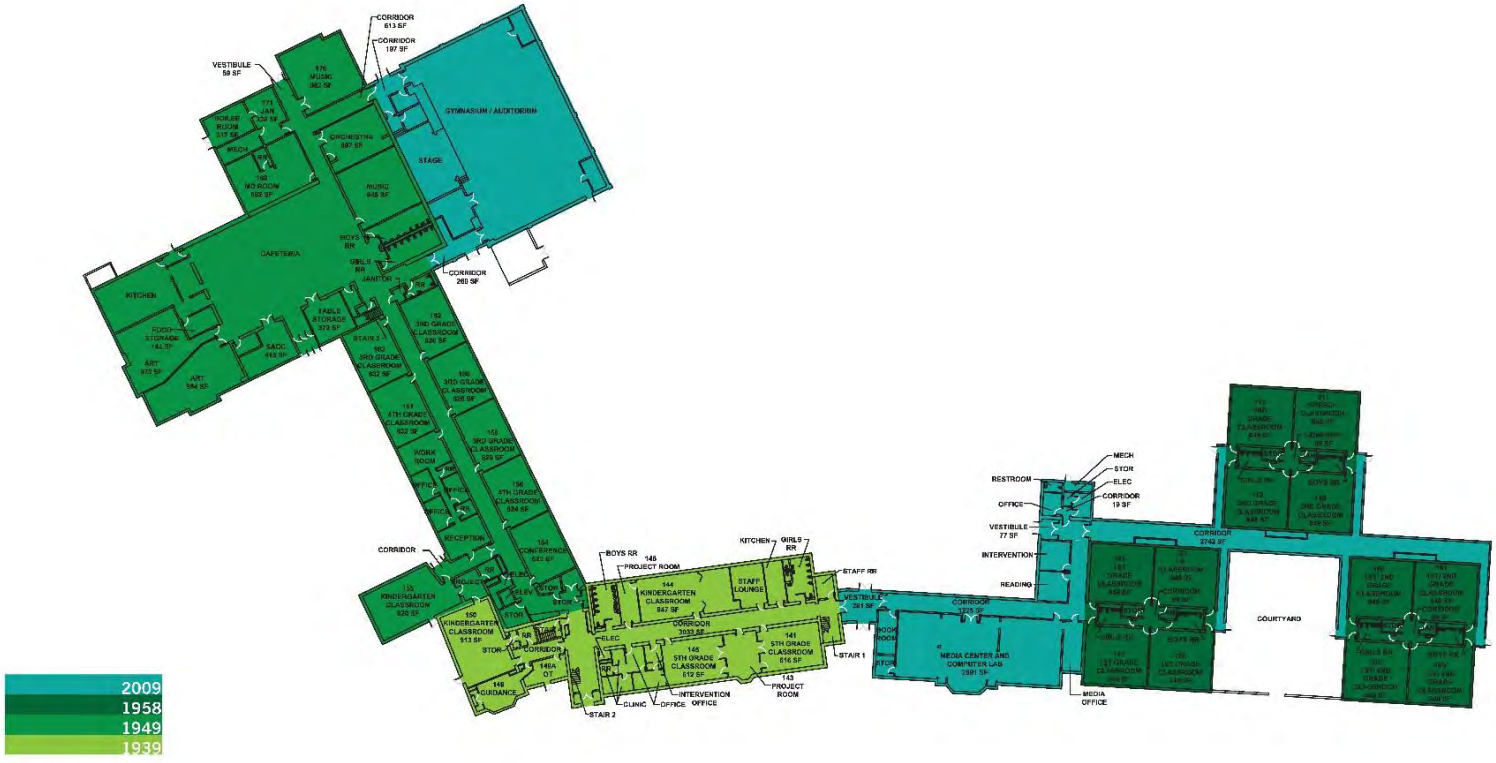

EXISTING FIRST FLOOR PLAN

0 16 32 64

BARRINGTON ELEMENTARY SCHOOL

KEY PHYSICAL ASSESSMENT ISSUES

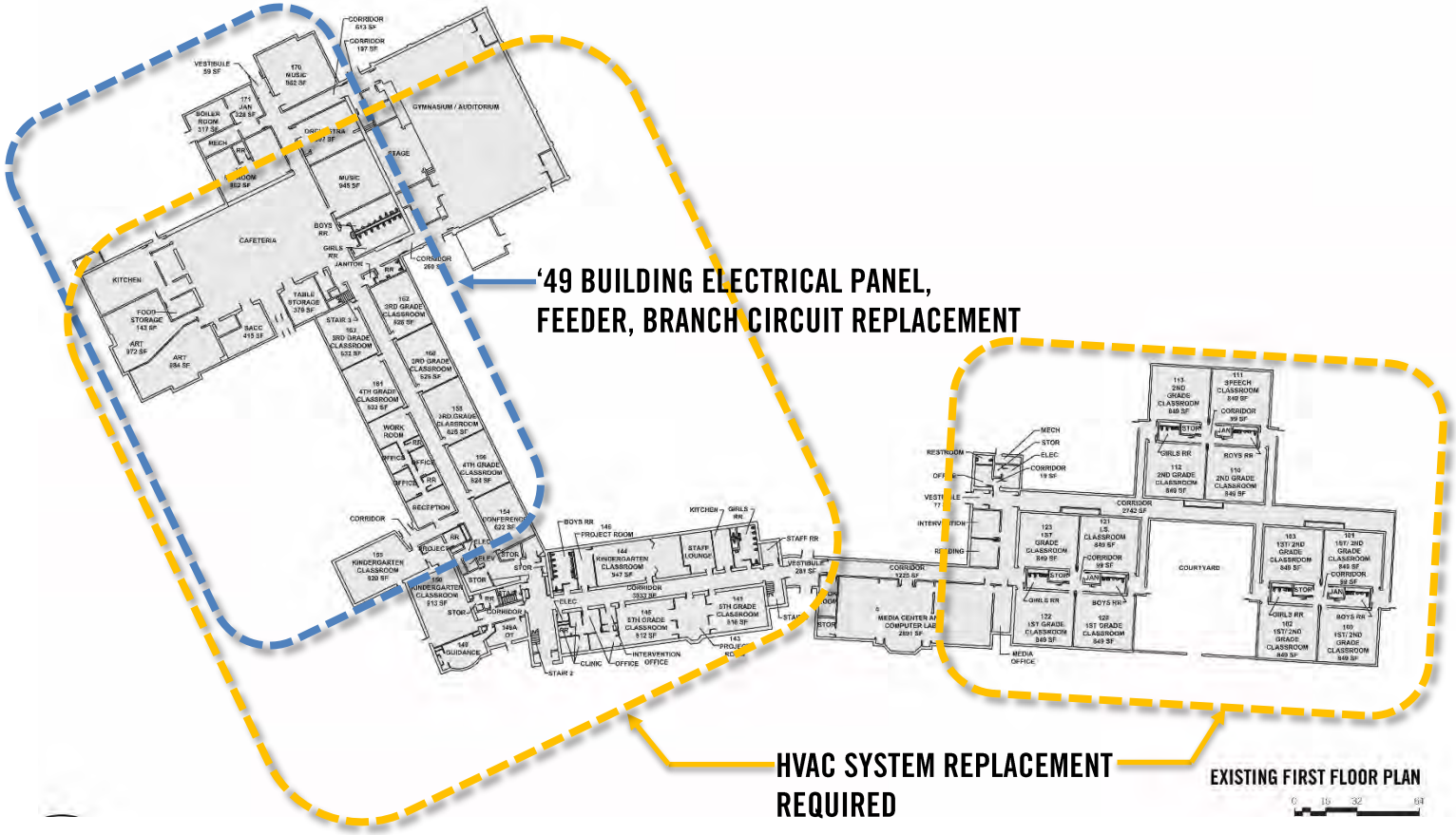

BARRINGTON ELEMENTARY SCHOOL

SITE AERIAL

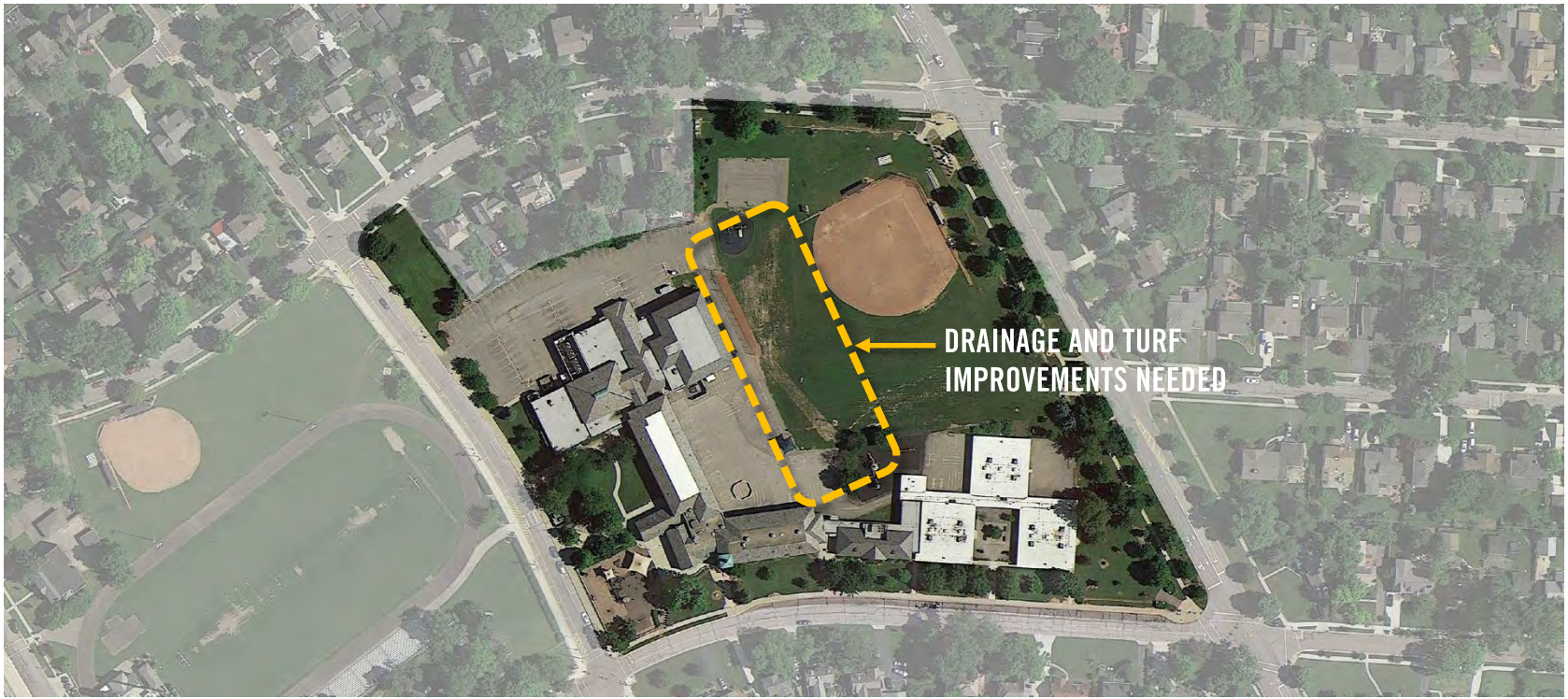

BARRINGTON ELEMENTARY SCHOOL

KEY PHYSICAL ASSESSMENT ISSUES

MEMBRANE ROOF REPLACEMENT

SLATE ROOF AND COPPER GUTTER / DOWN SPOUT REPAIR

BARRINGTON ELEMENTARY SCHOOL

KEY PHYSICAL ASSESSMENT ISSUES

HVAC SYSTEM REPLACEMENT WITH IN 5 YEARS

CHILLER IN FAIR CONDITON; REPLACEMENT IN 5-10 YEARS

ELECTRICAL SWITCHGEAR REPLACEMENT IN 10-15 YEARS

BARRINGTON ELEMENTARY SCHOOL

KEY PHYSICAL ASSESSMENT ISSUES

GENERAL FINISHES, LOCKERS, CASEWORK, WINDOW REPLACEMENTS AND UPDATES

BARRINGTON ELEMENTARY SCHOOL

KEY PHYSICAL ASSESSMENT ISSUES

PARTIAL SUMMARY OF IDENTIFIED ISSUES

Membrane roof, partial slate roof repair, dormer, gutters, drains
HVAC system and air conditioning throughout (occupant comfort)
1949 addition has electrical panels, feeders, and cloth covered branch circuit wiring that needs immediate replacement; a potential hazard
Domestic and sanitary piping replacement
Window replacement
Kitchen equipment and kitchen hood exhaust
Finishes, casework, and lockers
ADA accessibility, including at classroom entries (i.e. side clearance requirements)
Stairwell enclosures where required to meet current code
Fire alarm and sprinkler system
Exterior lighting
Site - storm sewer/drainage and turf improvements between playground and ball field
Site - potential new water service for fire suppression, related tap/capacity fees

BARRINGTON ELEMENTARY SCHOOL

SUMMARY: DISTRIBUTION OF REQUIRED INVESTMENT

WORK REQUIRED	TIMING OF REQUIRED INVESTMENT		
	0 - 5 YRS	5 -10 YRS	10 - 15 YRS
Building Enclosure			
Mechanical and Electrical Systems			
Interior Finishes, Furnishings, Technology			
Accessibility, Health, Safety			
Site and Outdoor Athletics/Recreation			
Other Project Related Costs (permits, fees, etc.)			

BARRINGTON ELEMENTARY SCHOOL

SUMMARY: DISTRIBUTION OF REQUIRED INVESTMENT

WORK REQUIRED - NOW

	TIMING OF REQUIRED INVESTMENT		
	0 - 5 YRS	5 -10 YRS	10 - 15 YRS
Building Enclosure	$$		
Mechanical and Electrical Systems	$$$		
Interior Finishes, Furnishings, Technology	$$		
Accessibility, Health, Safety	$		
Site and Outdoor Athletics/Recreation	$		
Other Project Related Costs (permits, fees, etc.)	$$		

BARRINGTON ELEMENTARY SCHOOL

SUMMARY: DISTRIBUTION OF REQUIRED INVESTMENT

WORK REQUIRED - SOON

	TIMING OF REQUIRED INVESTMENT		
	0 - 5 YRS	5 -10 YRS	10 - 15 YRS
Building Enclosure	$$	$	
Mechanical and Electrical Systems	$$$	$$$	
Interior Finishes, Furnishings, Technology	$$	$$$	
Accessibility, Health, Safety	$	$$	
Site and Outdoor Athletics/Recreation	$	$	
Other Project Related Costs (permits, fees, etc.)	$$	$$	

BARRINGTON ELEMENTARY SCHOOL

SUMMARY: DISTRIBUTION OF REQUIRED INVESTMENT

WORK REQUIRED - LATER

	TIMING OF REQUIRED INVESTMENT		
	0 - 5 YRS	5 -10 YRS	10 - 15 YRS
Building Enclosure	$$	$	
Mechanical and Electrical Systems	$$$	$$$	$$
Interior Finishes, Furnishings, Technology	$$	$$$	
Accessibility, Health, Safety	$	$$	
Site and Outdoor Athletics/Recreation	$	$	
Other Project Related Costs (permits, fees, etc.)	$$	$$	$

BARRINGTON ELEMENTARY SCHOOL

SUMMARY: DISTRIBUTION OF REQUIRED INVESTMENT

DISTRIBUTION OF WORK REQUIRED

- Building Enclosure
- Mechanical and Electrical Systems
- Interior Finishes, Furnishings, Technology
- Accessibility, Health, Safety
- Site and Outdoor Athletics/Recreation
- Other Project Related Costs

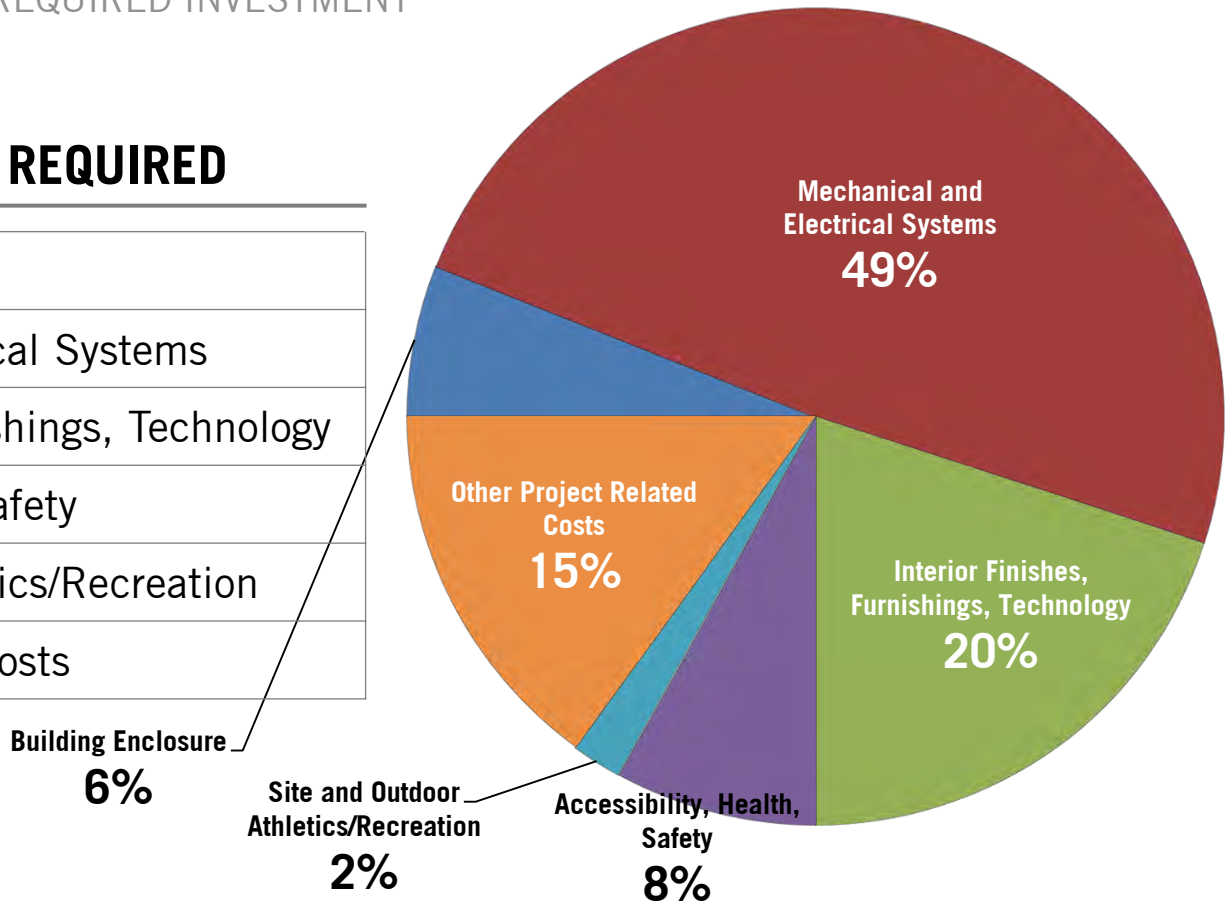



Agenda

Welcome	*Principal*
Key Takeaways from Building Team Meeting #1	*Principal and Design Team*
Facility Assessment Information Educational Assessment and Impact of Facilities on Learning OFCC Explanation and Assessment Physical Assessment Results	*Design Team and Construction Advisor*
Building Team Conversation	*Building Team Participants*
Financial Context Discussion	*District*
Individual Building Financial Information	*Design Team and Construction Advisor*
Building Team Conversation	*Building Team Participants*
Next Steps and Closing	*Principal and Design Team*

BUILDING TEAM CONVERSATION

1. Is there anything about the assessments that surprised you?

2. Based on what we've learned so far, where is the current facility in alignment with the guiding principles and where is it not?



Agenda

Welcome	*Principal*
Key Takeaways from Building Team Meeting #1	*Principal and Design Team*
Facility Assessment Information Educational Assessment and Impact of Facilities on Learning OFCC Explanation and Assessment Physical Assessment Results	*Design Team and Construction Advisor*
Building Team Conversation	*Building Team Participants*
Financial Context Discussion	*District*
Individual Building Financial Information	*Design Team and Construction Advisor*
Building Team Conversation	*Building Team Participants*
Next Steps and Closing	*Principal and Design Team*

How Are Facility Projects Funded?

- ★ Common practice throughout the Ohio is issuing bonds
- ★ District has issued bonds in the past
  - Last bond issuance – approximately 20 years ago
- ★ Bonds are similar to home mortgages
- ★ Allows district to spread cost over a period of years

Bond Issue

- ★ Requires approval (vote) of tax payers
- ★ Pay-back period up to 38 years
- ★ Interest rate is impacted by bond rating
  - Bond rating is similar to credit rating
  - Upper Arlington's Standard and Poor's (S&P) – AAA bond rating – best possible
  - Key factors: community support and financial planning

Bond Example

A district issues bonds in the amount of $100,000,000 for a facility project and plans to pay them off over 38 years with a 5% interest rate.

Using our current property valuation, with the above variables:

- Approximate millage for project would be 3 mills
- NOT 100 mills as someone may assume

This is an example to illustrate millage related to bonds. Amounts were chosen for simplicity and are not related to any specific project. Millage is impacted by valuation changes, interest rate at time of issuance, and duration of pay back period.



Agenda

Welcome	*Principal*
Key Takeaways from Building Team Meeting #1	*Principal and Design Team*
Facility Assessment Information Educational Assessment and Impact of Facilities on Learning OFCC Explanation and Assessment Physical Assessment Results	*Design Team and Construction Advisor*
Building Team Conversation	*Building Team Participants*
Financial Context Discussion	*District*
Individual Building Financial Information	*Design Team and Construction Advisor*
Building Team Conversation	*Building Team Participants*
Next Steps and Closing	*Principal and Design Team*

BARRINGTON ELEMENTARY SCHOOL

SUMMARY: DISTRIBUTION OF REQUIRED INVESTMENT

DISTRIBUTION OF WORK REQUIRED

- Building Enclosure
- Mechanical and Electrical Systems
- Interior Finishes, Furnishings, Technology
- Accessibility, Health, Safety
- Site and Outdoor Athletics/Recreation
- Other Project Related Costs

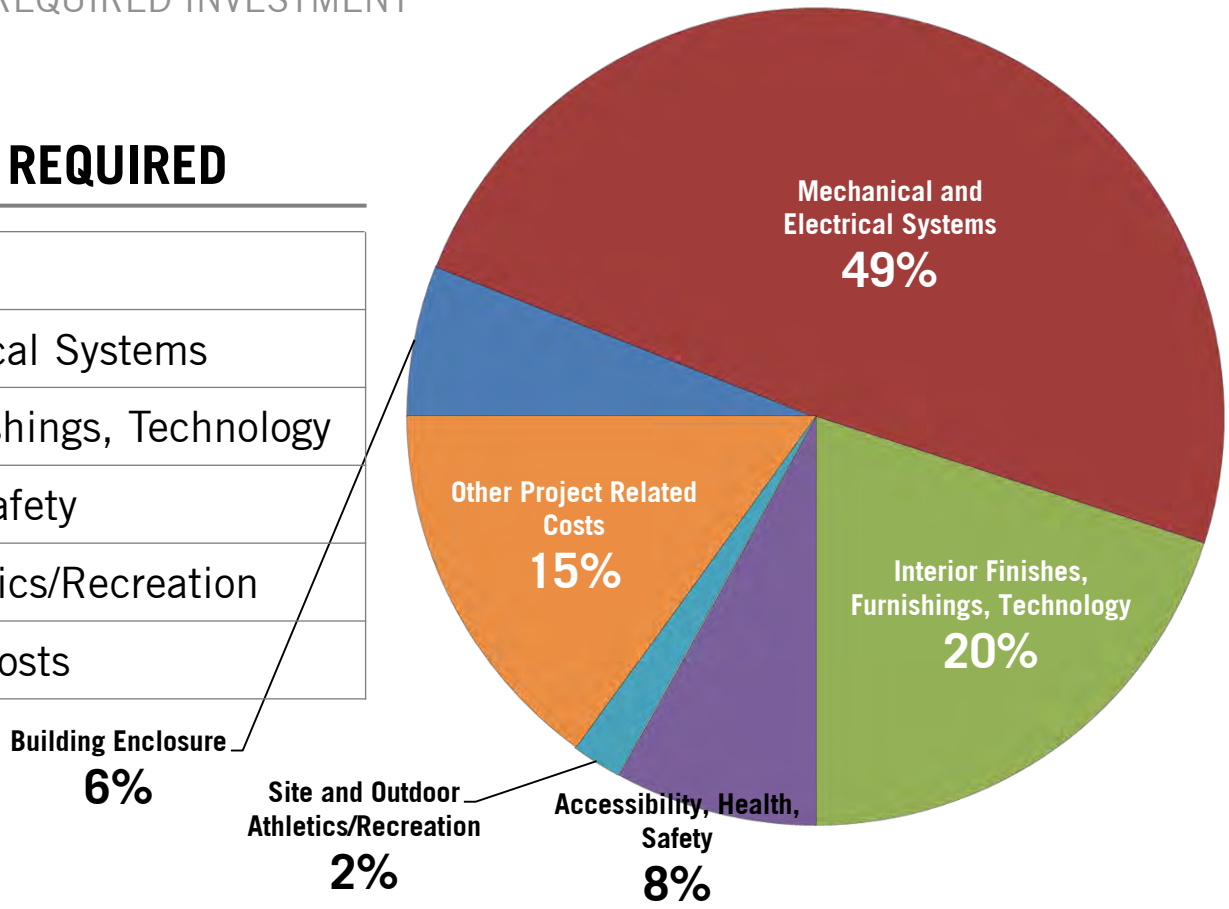

BARRINGTON ELEMENTARY SCHOOL

SUMMARY: DISTRIBUTION OF REQUIRED INVESTMENT

COST OF WORK REQUIRED = $17,710,000

- Building Enclosure
- Mechanical and Electrical Systems
- Interior Finishes, Furnishings, Technology
- Accessibility, Health, Safety
- Site and Outdoor Athletics/Recreation
- Other Project Related Costs

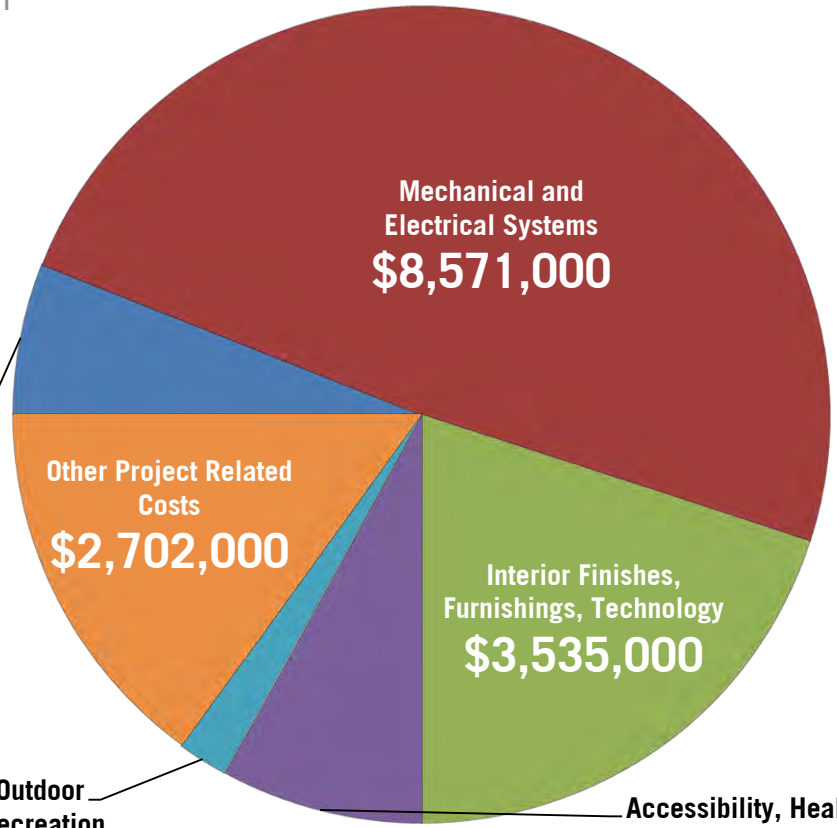

BARRINGTON ELEMENTARY SCHOOL

COST SUMMARY - SHORT

BUILDING SYSTEM	BARRINGTON ELEMENTARY SCHOOL				
	2015 COSTS	COSTS ESTIMATED FOR WORK PERFORMED IN			ESTIMATED TOTAL
		0-5 YEARS	5-10 YEARS	10-15 YEARS	
Building Enclosure	$899,019	$623,552	$431,766	$0	**$1,055,318**
Mechanical and Electrical Systems	$7,082,703	$4,141,380	$3,556,825	$872,708	**$8,570,913**
Interior Finishes, Furnishings, Technology	$2,788,590	$495,019	$3,040,187	$0	**$3,535,206**
Accessibility, Health, Safety	$1,166,872	$121,473	$1,373,320	$0	**$1,494,793**
Site and Outdoor Athletics / Recreation	$272,515	$12,813	$339,107	$0	**$351,920**
Other Project Related Costs (permits, A/E, CM, etc.)	$2,197,739	$970,963	$1,573,417	$157,087	**$2,701,467**
2015 COSTS TOTAL	$14,407,439				
0-5 YEAR TOTAL		$6,365,199			
5-10 YEAR TOTAL			$10,314,622		
10-15 YEAR TOTAL				$1,029,796	
ESTIMATED TOTAL					$17,709,617

Other Project Related Costs include: Land survey, soil borings/Phase I Environmental Site Assessment, agency approval fees (building code), construction testing, printing of bid documents, advertising for bids, builders risk insurance, bond fees, design professionals compensation, CM compensation, commissioning and maintenance plan advisor, and Other Project Related Costs contingency.

BARRINGTON ELEMENTARY SCHOOL

COST SUMMARY - LONG

Barrington Elementary School

Assessment Cost Summary

11/6/2015

Gross Area: 85,062 SF

	Current Assessment	Costs to Defer Renovations Over 15 Years		
		0-5 Years	6-10 Years	11-15 Years
A. HVAC	$2,868,600	$2,033,832	$445,069	$419,729
B. Roofing	$315,100	$235,618	$79,480	$0
C. Not Used	$0	$0	$0	$0
D. Electrical Systems	$1,380,600	$580,839	$799,717	$0
E. Plumbing and Fixtures	$364,800	$145,273	$219,500	$0
F. Windows	$237,100	$210,000	$27,100	$0
G. Structure	$0	$0	$0	$0
H. Structure Walls And Chimneys	$176,000	$12,375	$163,603	$0
I. Structure: Floors and Roofs	$0	$0	$0	$0
J. General Finishes	$1,211,100	$281,700	$929,442	$0
K. Interior Lighting	$661,400	$66,000	$595,434	$0
L. Security Systems	$157,400	$157,365	$0	$0
M. Emergency/Egress Lighting	$139,500	$85,052	$0	$54,440
N. Fire Alarm	$170,100	$0	$170,124	$0
O. Handicapped Access	$593,900	$0	$593,882	$0
P. Site Conditions	$222,100	$9,493	$212,593	$0
Q. Sewage System	$0	$0	$0	$0
R. Water Supply	$0	$0	$0	$0
S. Exterior Doors	$4,500	$4,000	$500	$0
T. Hazardous Material	$20,900	$0	$20,878	$0
U. Life Safety	$336,200	$90,000	$246,202	$0
V. Loose Furnishings	$85,100	$85,052	$0	$0
W. Technology	$976,500	$0	$976,512	$0
X. General Requirements & Contingencies	$2,258,800	$907,232	$1,243,968	$107,636
Y. Other Project Related Costs	$2,197,739	$882,693	$1,210,321	$104,725
Total Estimate to Renovate Now	**$14,407,439**	**$5,786,500**	**$7,934,300**	**$686,500**
Inflation Costs to Defer Renovations:				
Escalation to 2018 start		$578,700		
Escalation to 2023 start			$2,380,300	
Escalation to 2028 start				$343,300
Estimated Renovation Costs per Time Period		**$6,365,200**	**$10,314,600**	**$1,029,800**
Total Estimated Renovation Costs - Including Escalation				**$17,709,600**

Barrington Elementary School

11/6/2015

COST DETAIL EXAMPLE

85,062 sq. ft.

H. Structure Walls And Chimneys

	Item		5	10	15	Cost	Unit	Quantity		Sum
a.	Tuckpointing	Confirmed		x		$5.25	sq. ft.	1,610		$8,453
b.	Exterior Masonry Cleaning	Edited		x		$1.50	sq. ft.	41,484		$62,226
c.	Exterior Masonry Sealing	Edited		x		$1.00	sq. ft.	41,484		$41,484
d.	Exterior Caulking	Confirmed		x		$5.50	ln. ft.	80		$440
e.	Canopy Fascia Repair	Confirmed	x			$20.00	sq. ft.	200		$4,000
f.	Scrape and Paint Lintels	Edited	x			$7.50	ln. ft.	50		$375
g.	Repair and Paint EIFS Surfaces	Confirmed	x			$3.00	sq. ft.	1,000		$3,000
h.	Cover Exterior Tectum Soffit w/ Metal Panel	Edited		x		$30.00	sq. ft.	1,700		$51,000
i.	Repair Missing Bricks Inside Kitchen Vestibule	Added	x			$5,000.00	lump sum	1		$5,000
j.	Other:									$0
									Sum:	$175,978

BARRINGTON ELEMENTARY SCHOOL

GENERAL REQUIREMENTS AND CONTINGENCIES

Owner / Design / Estimating Contingency
Construction Contingency
Phasing & Swing Space Costs
General Requirements



Agenda

Welcome	*Principal*
Key Takeaways from Building Team Meeting #1	*Principal and Design Team*
Facility Assessment Information Educational Assessment and Impact of Facilities on Learning OFCC Explanation and Assessment Physical Assessment Results	*Design Team and Construction Advisor*
Building Team Conversation	*Building Team Participants*
Financial Context Discussion	*District*
Individual Building Financial Information	*Design Team and Construction Advisor*
Building Team Conversation	*Building Team Participants*
Next Steps and Closing	*Principal and Design Team*

BUILDING TEAM CONVERSATION

1. What is your reaction to the financial information?

2. What are your expectations or desires for the options phase?



Agenda

Welcome	*Principal*
Key Takeaways from Building Team Meeting #1	*Principal and Design Team*
Facility Assessment Information Educational Assessment and Impact of Facilities on Learning OFCC Explanation and Assessment Physical Assessment Results	*Design Team and Construction Advisor*
Building Team Conversation	*Building Team Participants*
Financial Context Discussion	*District*
Individual Building Financial Information	*Design Team and Construction Advisor*
Building Team Conversation	*Building Team Participants*
Next Steps and Closing	*Principal and Design Team*

WHAT'S NEXT?

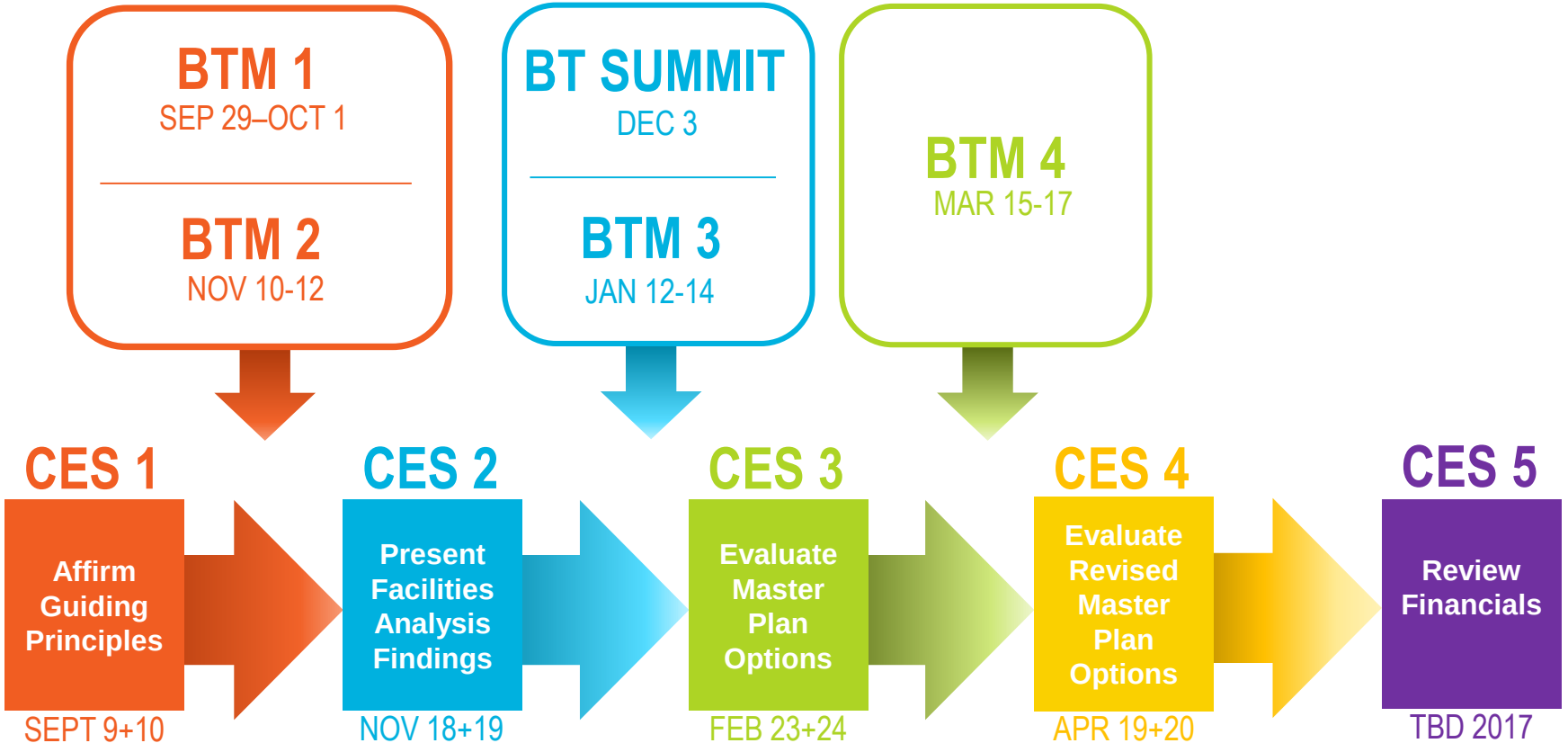
BTM 1
SEP 29–OCT 1
BTM 2
NOV 10-12
BT SUMMIT
DEC 3
BTM 3
JAN 12-14
BTM 4
MAR 15-17
CES 1
Affirm Guiding Principles
SEPT 9+10
CES 2
Present Facilities Analysis Findings
NOV 18+19
CES 3
Evaluate Master Plan Options
FEB 23+24
CES 4
Evaluate Revised Master Plan Options
APR 19+20
CES 5
Review Financials
TBD 2017

WHAT'S NEXT?

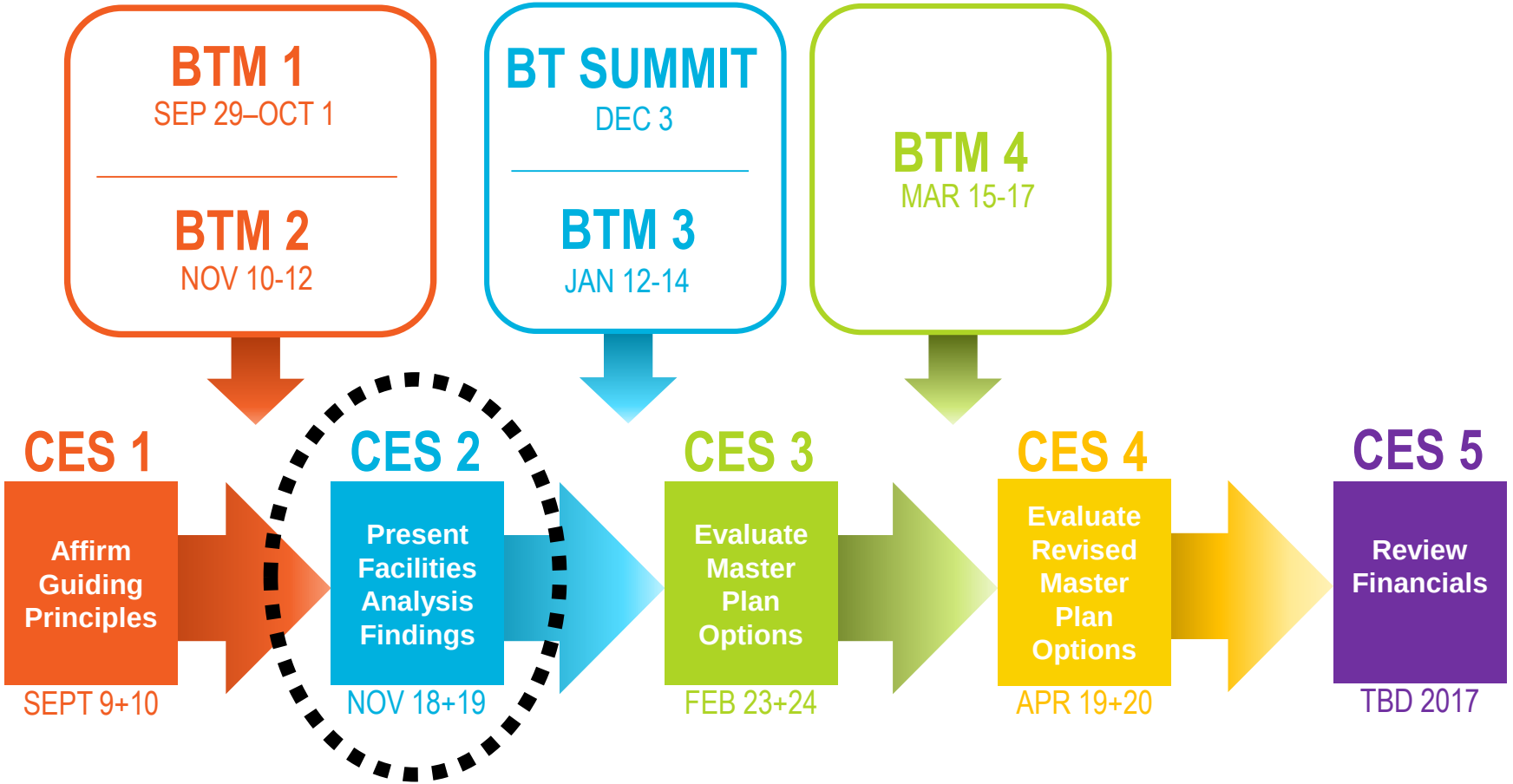
BTM 1
SEP 29–OCT 1
BTM 2
NOV 10-12
BT SUMMIT
DEC 3
BTM 3
JAN 12-14
BTM 4
MAR 15-17
CES 1
Affirm Guiding Principles
SEPT 9+10
CES 2
Present Facilities Analysis Findings
NOV 18+19
CES 3
Evaluate Master Plan Options
FEB 23+24
CES 4
Evaluate Revised Master Plan Options
APR 19+20
CES 5
Review Financials
TBD 2017

WHAT'S NEXT?

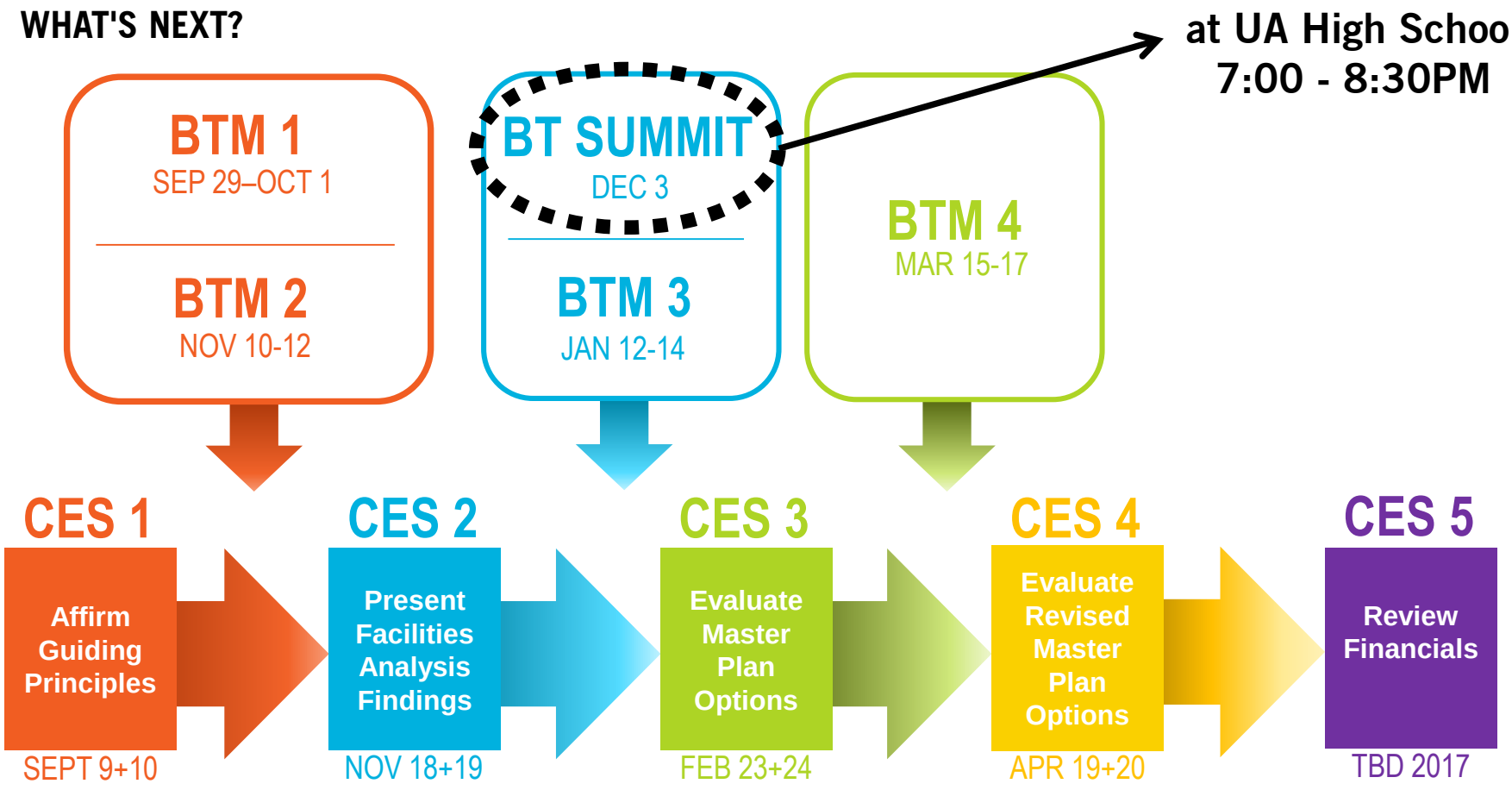
BTM 1
SEP 29–OCT 1
BTM 2
NOV 10-12
BT SUMMIT
DEC 3
BTM 3
JAN 12-14
BTM 4
MAR 15-17
at UA High School
7:00 - 8:30PM
CES 1
Affirm Guiding Principles
SEPT 9+10
CES 2
Present Facilities Analysis Findings
NOV 18+19
CES 3
Evaluate Master Plan Options
FEB 23+24
CES 4
Evaluate Revised Master Plan Options
APR 19+20
CES 5
Review Financials
TBD 2017